

JANUARY 2014



PRODUCING AMERICAN-MADE PRODUCTS  
SINCE 1946



**VESTAL MANUFACTURING ENTERPRISES, INC.**

P.O. Box 420 • Sweetwater, Tennessee 37874  
(423) 337-6125 • USA WATS 1-800-456-9562  
Fax 423-337-2003  
E-mail: [vestal@vestalmfg.com](mailto:vestal@vestalmfg.com)  
Website: [www.vestalmfg.com](http://www.vestalmfg.com)

**MUNICIPAL CASTINGS**

# MUNICIPAL GRAY IRON CASTINGS INDEX

“W” Double Meter Frame & Cover .....	.NEW!
Non-Recessed Meter Box Rings & Covers .....	.C-1
Recessed Meter Box Rings & Covers .....	.C-2
Non-Recessed Meter Box Rings and Covers .....	.C-3
Recessed Meter Box Rings and Covers .....	.C-4
Itron Meter Box Rings and Covers .....	.C-5
Spiked Meter Box Rings and Covers .....	.C-6
Meter Box Rings and Covers .....	.C-7
Non-Recessed Meter Box Rings and Covers .....	.C-8
Recessed Meter Box Rings and Covers .....	.C-9
Hook Meter Box Rings and Covers .....	.C-10
Elevator Rings .....	.C-10
Touch Read Plug .....	.C-10
Meter Box Rings Only .....	.C-11
Non-Recessed Meter Box Covers Only .....	.C-12, C-13
Recessed Meter Box Cover Only .....	.C-14, C-15
Monitoring Rings and Covers .....	.C-16, C-17
Expander Rings and Covers .....	.C-18
Round Flat Water Meter Lids .....	.C-19
Catch Basin Lid .....	.C-19
Bell Rings and Cover .....	.C-19
Rectangular Meter Lids .....	.C-20
Oval water Meter Lids .....	.C-21
Valve Box Risers .....	.C-21
Valve Box Rings and Covers .....	.C-22

## PENTAGON BOLTS



**Vestal Pentagon Bolts** are made in the sizes shown above. The small size (27/32) is known as the standard or small bolt (SN). The large size (1-1/32) is known as the large bolt (LN). Please specify size preference when ordering.

**Lifter Worm Lock** - All locking lids feature an unique “worm” type lock. The lock has a hard cast iron nut that rotates and applies a screw-jack action between the lid and cover to break any seal of ice or dirt. The bolt is constructed of forged silicon bronze and features a pentagon bolt head. This bolt acts as a lifter handle for the lid for easy opening and closing.

**Special Name Lids** - Vestal Manufacturing owns and operates its own foundry, which gives us the ability to put custom names on many of the cast iron rings and covers that we produce. This could be either the name of a distributor, water district or municipality using the product. Contact Vestal or your local sales representative for more information.

**Touch Read Holes** - Many Vestal covers can be ordered with a 1.75” hole in the lid for placement of a touch reading device. These lids are identified by the letters “TR” after the model number. Lids with two touch read holes are identified by “2TR”. Please specify when ordering if you want your lids to have these features.

**Recessed Touch Read Holes** - Vestal now offers many lids with 4” and 7” recessed touch read holes. These lids are identified by the letters RTR after the model number. Lids with two touch read holes are identified by 2RTR.



### DOUBLE METER FRAME & COVER W/ FROST PAN

Part Code	Model #	Description	Box Size	Bolt	Wt.	Lid
32-750	W-18P-L R&C w/SN	Locking Frame & Cover w/pan	18	27/32	58	11.5
32-751	W-18P-L R&C w/LN	Locking Frame & Cover w/pan	18	1 1/32	58	11.5
32-752	W-18P-L R&C w/SN w/TR	Locking Frame & Cover w/pan w/TR	18	27/32	58	11.5
32-753	W-18P-L R&C w/LN w/TR	Locking Frame & Cover w/pan w/TR	18	1 1/32	58	11.5
32-754	W-18P-L R&C w/SN w/2TR	Locking Frame & Cover w/pan w/2TR	18	27/32	58	11.5
32-755	W-18P-L R&C w/LN w/2TR	Locking Frame & Cover w/pan w/2TR	18	1 1/32	58	11.5
32-756	W-18P-L R&C w/SN w/RTR	Locking Frame & Cover w/pan w/Rec TR	18	27/32	58	11.5
32-757	W-18P-L R&C w/LN w/RTR	Locking Frame & Cover w/pan w/Rec TR	18	1 1/32	58	11.5
32-758	W-18P-L R&C w/SN w/2RTR	Locking Frame & Cover w/pan w/Rec 2TR	18	27/32	58	11.5
32-759	W-18P-L R&C w/LN w/2RTR	Locking Frame & Cover w/pan w/Rec 2TR	18	1 1/32	58	11.5
32-760	W-18P-L R&C w/SN w/ltron TR	Locking Frame & Cover w/pan w/ltron TR	18	27/32	58	11.5
32-761	W-18P-L R&C w/LN w/ltron TR	Locking Frame & Cover w/pan w/ltron TR	18	1 1/32	58	11.5
32-762	W-20P-L R&C w/SN	Locking Frame & Cover w/pan	20	27/32	62	11.5
32-763	W-20P-L R&C w/LN	Locking Frame & Cover w/pan	20	1 1/32	62	11.5
32-764	W-20P-L R&C w/SN w/TR	Locking Frame & Cover w/pan w/TR	20	27/32	62	11.5
32-765	W-20P-L R&C w/LN w/TR	Locking Frame & Cover w/pan w/TR	20	1 1/32	62	11.5
32-766	W-20P-L R&C w/SN w/2TR	Locking Frame & Cover w/pan w/2TR	20	27/32	62	11.5
32-767	W-20P-L R&C w/LN w/2TR	Locking Frame & Cover w/pan w/2TR	20	1 1/32	62	11.5
32-768	W-20P-L R&C w/SN w/RTR	Locking Frame & Cover w/pan w/Rec TR	20	27/32	62	11.5
32-769	W-20P-L R&C w/LN w/RTR	Locking Frame & Cover w/pan w/Rec TR	20	1 1/32	62	11.5
32-770	W-20P-L R&C w/SN w/2RTR	Locking Frame & Cover w/pan w/Rec 2TR	20	27/32	62	11.5
32-771	W-20P-L R&C w/LN w/2RTR	Locking Frame & Cover w/pan w/Rec 2TR	20	1 1/32	62	11.5
32-772	W-20P-L R&C w/SN w/ltron TR	Locking Frame & Cover w/pan w/ltron TR	20	27/32	62	11.5
32-773	W-20P-L R&C W/LN w/ltron TR	Locking Frame & Cover w/pan w/ltron TR	20	1 1/32	62	11.5



Part Code	Model #	Description	Box Size	Bolt	Wt.	Lid
32-775	W-18 Ring only	Double Ring only	18	N/A	45	11.5
32-776	W-20 Ring only	Double Ring only	20	N/A	50	11.5

Part Code	Model #	Description	Box Size	Bolt	Wt.	Lid
32-777	W-1 Pan Only	Frost Pan for W-Rings	N/A	N/A	1	N/A

**VESTAL MANUFACTURING**  
 Sweetwater, TN 37874  
 800-456-9562



### NON-RECESSED CAST IRON METER BOX RINGS & COVERS\*

Part Code	Model #	Description	Tile Size	Bolt	Lid	Wt.
32-036	RMC-15	Non-Locking R&C	15	N/A	11.5	29
32-033	RMC-15L W/SN	Locking R&C	15	27/32	11.5	29
32-064	RMC-15L W/LN	Locking R&C	15	1-1/32	11.5	29
32-236	RMC-15 W/TR	Non-Locking R&C, Touch Read	15	N/A	11.5	29
32-233	RMC-15L W/SN W/TR	Locking R&C, Touch Read	15	27/32	11.5	29
32-264	RMC-15L W/LN W/TR	Locking R&C, Touch Read	15	1-1/32	11.5	29
32-340	RMC-15 w/2TR	Non-Locking R&C w/ 2 Touch Read	15	N/A	11.5	29
32-345	RMC-15L w/SN w/2TR	Locking R&C w/ 2 Touch Read	15	27/32	11.5	29
32-346	RMC-15L w/LN w/2TR	Locking R&C w/ 2 Touch Read	15	1-1/32	11.5	29

Part Code	Model #	Description	Tile Size	Bolt	Lid	Wt.
32-022	RMC-18	Non-Locking R&C	18	N/A	11.5	32
32-023	RMC-18L W/SN	Locking R&C	18	27/32	11.5	32
32-061	RMC-18L W/LN	Locking R&C	18	1-1/32	11.5	32
32-222	RMC-18 W/TR	Non-Locking R&C, Touch Read	18	N/A	11.5	32
32-223	RMC-18L W/SN W/TR	Locking R&C, Touch Read	18	27/32	11.5	32
32-261	RMC-18L W/LN W/TR	Locking R&C, Touch Read	18	1-1/32	11.5	32
32-349	RMC-18 W/2TR	Non-Locking R&C w/ 2 Touch Read	18	N/A	11.5	32
32-354	RMC-18L W/SN w/2TR	Locking R&C w/ 2 Touch Read	18	27/32	11.5	32
32-355	RMC-18L W/LN w/2 TR	Locking R&C w/ 2 Touch Read	18	1-1/32	11.5	32

Part Code	Model #	Description	Tile Size	Bolt	Lid	Wt.
32-025	RMC-20	Non-Locking R&C	20	N/A	11.5	33
32-026	RMC-20L W/SN	Locking R&C	20	27/32	11.5	33
32-062	RMC-20L W/LN	Locking R&C	20	1-1/32	11.5	33
32-225	RMC-20 W/TR	Non-Locking R&C, Touch Read	20	N/A	11.5	33
32-226	RMC-20L W/SN W/TR	Locking R&C, Touch Read	20	27/32	11.5	33
32-262	RMC-20L W/LN W/TR	Locking R&C, Touch Read	20	1-1/32	11.5	33
32-358	RMC-20 W/2TR	Non-Locking R&C, 2 Touch Read	20	N/A	11.5	33
32-363	RMC-20L W/SN W/2TR	Locking R&C, 2 Touch Read	20	27/32	11.5	33
32-364	RMC-20L W/LN W/2TR	Locking R&C, 2 Touch Read	20	1-1/32	11.5	33

Part Code	Model #	Description	Tile Size	Bolt	Lid	Wt.
32-093	RMC-21	Non-Locking R&C	21	N/A	11.5	38
32-094	RMC-21L W/SN	Locking R&C	21	27/32	11.5	39
32-095	RMC-21L W/LN	Locking R&C	21	1-1/32	11.5	39
32-367	RMC-21 W/TR	Non-Locking R&C w/ Touch Read	21	N/A	11.5	39
32-294	RMC-21L W/SN W/TR	Locking R&C, Touch Read	21	27/32	11.5	39
32-295	RMC-21L W/LN W/TR	Locking R&C, Touch Read	21	1-1/32	11.5	39
32-368	RMC-21 W/2TR	Non-Locking R&C w/ 2 Touch Read	21	N/A	11.5	39
32-373	RMC-21L W/SN W/2TR	Locking R&C, 2 Touch Read	21	27/32	11.5	39
32-374	RMC-21L W/LN W/2TR	Locking R&C, 2 Touch Read	21	1-1/32	11.5	39

\* All RMC-20 & RMC-21 series rings & covers feature special designed hinge to support lid when open.

**VESTAL MANUFACTURING**  
Sweetwater, TN 37874  
800-456-9562



## RECESSED CAST IRON METER BOX RINGS & COVERS

Part Code	Model #	Description	Tile Size	Bolt	Lid	Wt.
32-037	RMRC-15	Non-Locking R&C	15	N/A	11.5	29
32-038	RMRC-15L W/SN	Locking R&C	15	27/32	11.5	29
32-065	RMRC-15L W/LN	Locking R&C	15	1-1/32	11.5	29
32-237	RMRC-15 W/TR	Non-Locking R&C, Touch Read	15	N/A	11.5	29
32-238	RMRC-15L W/SN W/TR	Locking R&C, Touch Read	15	27/32	11.5	29
32-265	RMRC-15L W/LN W/TR	Locking R&C, Touch Read	15	1-1/32	11.5	29
32-377	RMRC-15 W/2TR	Non-Locking R&C, W/ 2 Touch Read	15	N/A	11.5	29
32-382	RMRC-15L W/SN W/2TR	Locking R&C, W/ 2 Touch Read	15	27/32	11.5	29
32-383	RMRC-15L W/LN W/2TR	Locking R&C, W/ 2 Touch Read	15	1-1/32	11.5	29

Part Code	Model #	Description	Tile Size	Bolt	Lid	Wt.
32-040	RMRC-18	Non-Locking R&C	18	N/A	11.5	39
32-041	RMRC-18L W/SN	Locking R&C	18	27/32	11.5	39
32-066	RMRC-18L W/LN	Locking R&C	18	1-1/32	11.5	39
32-240	RMRC-18 W/TR	Non-Locking R&C, Touch Read	18	N/A	11.5	39
32-241	RMRC-18L W/SN W/TR	Locking R&C, Touch Read	18	27/32	11.5	39
32-266	RMRC-18L W/LN W/TR	Locking R&C, Touch Read	18	1-1/32	11.5	39
32-386	RMRC-18 W/2TR	Non-Locking R&C, w/2Touch Read	18	N/A	11.5	39
32-391	RMRC-18L W/SN W/2TR	Locking R&C, Touch w/2 Read	18	27/32	11.5	39
32-392	RMRC-18L W/LN W/2TR	Locking R&C, Touch w/2 Read	18	1-1/32	11.5	39

Part Code	Model #	Description	Tile Size	Bolt	Lid	Wt.
32-054	RMRC-20	Non-Locking R&C	20	N/A	11.5	45
32-059	RMRC-20L W/SN	Locking R&C	20	27/32	11.5	45
32-071	RMRC-20L W/LN	Locking R&C	20	1-1/32	11.5	45
32-254	RMRC-20 W/TR	Non-Locking R&C, Touch Read	20	N/A	11.5	45
32-259	RMRC-20L W/SN W/TR	Locking R&C, Touch Read	20	27/32	11.5	45
32-271	RMRC-20L W/LN W/TR	Locking R&C, Touch Read	20	1-1/32	11.5	45
32-421	RMRC-20 W/2TR	Non-Locking R&C, w/2 Touch Read	20	N/A	11.5	45
32-426	RMRC-20L W/SN W/2TR	Locking R&C, w/2Touch Read	20	27/32	11.5	45
32-427	RMRC-20L W/LN W/2TR	Locking R&C, w/2Touch Read	20	1-1/32	11.5	45

Part Code	Model #	Description	Tile Size	Bolt	Lid	Wt.
32-097	RMRC-21	Non Locking R&C	21	N/A	11.5	49
32-098	RMRC-21L W/SN	Locking R&C	21	27/32	11.5	49
32-099	RMRC-21L W/LN	Locking R&C	21	1-1/32	11.5	49
32-430	RMRC-21 W/TR	Non-Locking R&C w/ Touch Read	21	N/A	11.5	49
32-298	RMRC-21L W/SN W/TR	Locking R&C, Touch Read	21	27/32	11.5	49
32-299	RMRC-21L W/LN W/TR	Locking R&C, Touch Read	21	1-1/32	11.5	49
32-431	RMRC-21L W/2TR	Non-Locking R&C w/ 2 Touch Read	21	N/A	11.5	49
32-436	RMRC-21L W/SN W/2TR	Locking R&C, 2 Touch Read	21	27/32	11.5	49
32-437	RMRC-21L W/LN W/2TR	Locking R&C, 2 Touch Read	21	1-1/32	11.5	49

**VESTAL MANUFACTURING**  
 Sweetwater, TN 37874  
 800-456-9562



**NON-RECESSED CAST IRON METER BOX RINGS & COVER W/4" RECESSED TOUCH HOLES**

Part Code	Model #	Description	Tile Size	Bolt	Lid	Wt.
32-341	RMC-15 W/RTR	Non-Locking R&C, W/Rec. Touch Read	15	N/A	11.5	31
32-342	RMC-15 W/2RTR	Non-Locking R&C, W/Rec. Touch Read	15	N/A	11.5	31
32-343	RMC-15L W/SN W/RTR	Locking R&C, W/Rec. Touch Read	15	27/32	11.5	32
32-344	RMC-15L W/LN W/RTR	Locking R&C, W/Rec. Touch Read	15	1-1/32	11.5	32
32-347	RMC-15L W/SN W/2RTR	Locking R&C, W/Rec. Touch Read	15	27/32	11.5	32
32-348	RMC-15L W/LN W/2RTR	Locking R&C, W/Rec. Touch Read	15	1-1/32	11.5	32

Part Code	Model #	Description	Tile Size	Bolt	Lid	Wt.
32-350	RMC-18 W/RTR	Non-Locking R&C, W/Rec. Touch Read	18	N/A	11.5	33
32-351	RMC-18 W/2RTR	Non-Locking R&C, W/Rec. Touch Read	18	N/A	11.5	33
32-352	RMC-18L W/SN W/RTR	Locking R&C, W/Rec. Touch Read	18	27/32	11.5	34
32-353	RMC-18L W/LN W/RTR	Locking R&C, W/Rec. Touch Read	18	1-1/32	11.5	34
32-356	RMC-18L W/SN W/2RTR	Locking R&C, W/Rec. Touch Read	18	27/32	11.5	34
32-357	RMC-18L W/LN W/2RTR	Locking R&C, W/Rec. Touch Read	18	1-1/32	11.5	34

Part Code	Model #	Description	Tile Size	Bolt	Lid	Wt.
32-359	RMC-20 W/RTR	Non-Locking R&C, W/Rec. Touch Read	20	N/A	11.5	36
32-360	RMC-20 W/2RTR	Non-Locking R&C, W/Rec. Touch Read	20	N/A	11.5	36
32-361	RMC-20L W/SN W/RTR	Locking R&C, W/Rec. Touch Read	20	27/32	11.5	37
32-362	RMC-20L W/LN W/RTR	Locking R&C, W/Rec. Touch Read	20	1-1/32	11.5	37
32-365	RMC-20L W/SN W/2RTR	Locking R&C, W/Rec. Touch Read	20	27/32	11.5	37
32-366	RMC-20L W/LN W/2RTR	Locking R&C, W/Rec. Touch Read	20	1-1/32	11.5	37

Part Code	Model #	Description	Tile Size	Bolt	Lid	Wt.
32-369	RMC-21 W/RTR	Non-Locking R&C, W/Rec. Touch Read	21	N/A	11.5	42
32-370	RMC-21 W/2RTR	Non-Locking R&C, W/Rec. Touch Read	21	N/A	11.5	42
32-371	RMC-21L W/SN W/RTR	Locking R&C, W/Rec. Touch Read	21	27/32	11.5	43
32-372	RMC-21L W/LN W/RTR	Locking R&C, W/Rec. Touch Read	21	1-1/32	11.5	43
32-375	RMC-21L W/SN W/2RTR	Locking R&C, W/Rec. Touch Read	21	27/32	11.5	43
32-376	RMC-21L W/LN W/2RTR	Locking R&C, W/Rec. Touch Read	21	1-1/32	11.5	43



**RECESSED CAST IRON METER BOX RINGS & COVER W/4" RECESSED TOUCH HOLES**

Part Code	Model #	Description	Tile Size	Bolt	Lid	Wt.
32-378	RMRC-15 W/RTR	Non-Locking R&C, W/Rec. Touch Read	15	N/A	11.5	29
32-379	RMRC-15 W/2RTR	Non-Locking R&C, W/Rec. Touch Read	15	N/A	11.5	29
32-380	RMRC-15L W/SN W/RTR	Locking R&C, W/Rec. Touch Read	15	27/32	11.5	30
32-381	RMRC-15L W/LN W/RTR	Locking R&C, W/Rec. Touch Read	15	1-1/32	11.5	30
32-384	RMRC-15L W/SN W/2RTR	Locking R&C, W/Rec. Touch Read	15	27/32	11.5	30
32-385	RMRC-15L W/LN W/2RTR	Locking R&C, W/Rec. Touch Read	15	1-1/32	11.5	30

Part Code	Model #	Description	Tile Size	Bolt	Lid	Wt.
32-387	RMRC-18 W/RTR	Non-Locking R&C, W/Rec. Touch Read	18	N/A	11.5	41
32-388	RMRC-18 W/2RTR	Non-Locking R&C, W/Rec. Touch Read	18	N/A	11.5	41
32-389	RMRC-18L W/SN W/RTR	Locking R&C, W/Rec. Touch Read	18	27/32	11.5	42
32-390	RMRC-18L W/LN W/RTR	Locking R&C, W/Rec. Touch Read	18	1-1/32	11.5	42
32-393	RMRC-18L W/SN W/2RTR	Locking R&C, W/Rec. Touch Read	18	27/32	11.5	42
32-394	RMRC-18L W/LN W/2RTR	Locking R&C, W/Rec. Touch Read	18	1-1/32	11.5	42

Part Code	Model #	Description	Tile Size	Bolt	Lid	Wt.
32-422	RMRC-20 W/RTR	Non-Locking R&C, W/Rec. Touch Read	20	N/A	11.5	45
32-423	RMRC-20 W/2RTR	Non-Locking R&C, W/Rec. Touch Read	20	N/A	11.5	45
32-424	RMRC-20L W/SN W/RTR	Locking R&C, W/Rec. Touch Read	20	27/32	11.5	46
32-425	RMRC-20L W/LN W/RTR	Locking R&C, W/Rec. Touch Read	20	1-1/32	11.5	46
32-428	RMRC-20L W/SN W/2RTR	Locking R&C, W/Rec. Touch Read	20	27/32	11.5	46
32-429	RMRC-20L W/LN W/2RTR	Locking R&C, W/Rec. Touch Read	20	1-1/32	11.5	46

Part Code	Model #	Description	Tile Size	Bolt	Lid	Wt.
32-432	RMRC-21 W/RTR	Non-Locking R&C, W/Rec. Touch Read	21	N/A	11.5	57
32-433	RMRC-21 W/2RTR	Non-Locking R&C, W/Rec. Touch Read	21	N/A	11.5	57
32-434	RMRC-21L W/SN W/RTR	Locking R&C, W/Rec. Touch Read	21	27/32	11.5	58
32-435	RMRC-21L W/LN W/RTR	Locking R&C, W/Rec. Touch Read	21	1-1/32	11.5	58
32-438	RMRC-21L W/SN W/2RTR	Locking R&C, W/Rec. Touch Read	21	27/32	11.5	58
32-439	RMRC-21L W/LN W/2RTR	Locking R&C, W/Rec. Touch Read	21	1-1/32	11.5	58



**NON-RECESSED CAST IRON METER BOX RINGS & COVERS W/ 7” RECESSED TOUCH READ**

Part Code	Model #	Description	Tile Size	Bolt	Lid	Wt.
32-303	RMCI-15 W/TR	Non Locking R&C w/Recessed TR	15	N/A	11.5	31
32-304	RMCI-15L W/SN W/TR	Locking R&C W/Recessed TR	15	27/32	11.5	32
32-305	RMCI-15L W/LN W/TR	Locking R&C W/Recessed TR	15	1-1/32	11.5	32

Part Code	Model #	Description	Tile Size	Bolt	Lid	Wt.
32-306	RMCI-18 W/TR	Non Locking R&C W/Recessed TR	18	N/A	11.5	33
32-307	RMCI-18L W/SN W/TR	Locking R&C W/Recessed TR	18	27/32	11.5	33
32-308	RMCI-18L W/LN W/TR	Locking R&C W/Recessed TR	18	1-1/32	11.5	33

Part Code	Model #	Description	Tile Size	Bolt	Lid	Wt.
32-309	RMCI-20 W/TR	Non Locking R&C W/Recessed TR	20	N/A	11.5	36
32-310	RMCI-20L W/SN W/TR	Locking R&C W/Recessed TR	20	27/32	11.5	37
32-311	RMCI-20L W/LN W/TR	Locking R&C W/Recessed TR	20	1-1/32	11.5	37

Part Code	Model #	Description	Tile Size	Bolt	Lid	Wt.
32-312	RMCI-21 W/TR	Non Locking R&C W/Recessed TR	21	N/A	11.5	42
32-313	RMCI-21L W/SN W/TR	Locking R&C W/Recessed TR	21	27/32	11.5	43
32-314	RMCI-21L W/LN W/TR	Locking R&C W/Recessed TR	21	1-1/32	11.5	43

**RECESSED CAST IRON METER BOX RINGS & COVERS W/ 7” RECESSED TOUCH READ**

Part Code	Model #	Description	Tile Size	Bolt	Lid	Wt.
32-315	RMRCI-15 W/TR	Non Locking R&C w/Recessed TR	15	N/A	11.5	37
32-316	RMRCI-15L W/SN W/TR	Locking R&C W/Recessed TR	15	27/32	11.5	38
32-317	RMRCI-15L W/LN W/TR	Locking R&C W/Recessed TR	15	1-1/32	11.5	38

Part Code	Model #	Description	Tile Size	Bolt	Lid	Wt.
32-318	RMRCI-18 W/TR	Non Locking R&C W/Recessed TR	18	N/A	11.5	41
32-319	RMRCI-18L W/SN W/TR	Locking R&C W/Recessed TR	18	27/32	11.5	42
32-320	RMRCI-18L W/LN W/TR	Locking R&C W/Recessed TR	18	1-1/32	11.5	42

Part Code	Model #	Description	Tile Size	Bolt	Lid	Wt.
32-321	RMRCI-20 W/TR	Non Locking R&C W/Recessed TR	20	N/A	11.5	43
32-322	RMRCI-20L W/SN W/TR	Locking R&C W/Recessed TR	20	27/32	11.5	44
32-323	RMRCI-20L W/LN W/TR	Locking R&C W/Recessed TR	20	1-1/32	11.5	44

Part Code	Model #	Description	Tile Size	Bolt	Lid	Wt.
32-324	RMRCI-21 W/TR	Non Locking R&C W/Recessed TR	21	N/A	11.5	57
32-325	RMRCI-21L W/SN W/TR	Locking R&C W/Recessed TR	21	27/32	11.5	58
32-326	RMRCI-21L W/LN W/TR	Locking R&C W/Recessed TR	21	1-1/32	11.5	58





**RECESSED CAST IRON METER BOX RING & COVER -BALTIMORE LID-SPIKED RING**

Part Code	Model #	Description	Tile Size	Bolt	Lid	Wt.
32-408	BRMRC-18 SPIKED	Non-Locking R&C SPIKED	18	N/A	12	39
32-409	BRMRC-18 SPIKED W/TR	Non-Locking R&C SPIKED w/ Touch Read	18	N/A	12	39
32-410	BRMRC-18 SPIKED W/2TR	Non-Locking R&C SPIKED w/ Touch Read	18	N/A	12	39
32-411	BRMRC-18 SPIKED W/RTR	Non-Locking R&C SPIKED w/ Rec. Touch Read	18	N/A	12	41
32-412	BRMRC-18 SPIKED W/2RTR	Non-Locking R&C SPIKED w/ 2 Rec. Touch Read	18	N/A	12	41
32-482	BRMRC-18L SPIKED W/SN	Locking R&C SPIKED	18	27/32	12	41
32-483	BRMRC-18L SPIKED W/LN	Locking R&C SPIKED	18	1-1/32	12	41
32-413	BRMRC-18L SPIKED W/SN W/TR	Locking R&C SPIKED w/ Touch Read	18	27/32	12	42
32-414	BRMRC-18L SPIKED W/LN W/TR	Locking R&C SPIKED w/ Touch Read	18	1-1/32	12	42
32-415	BRMRC-18L SPIKED W/SN W/RTR	Locking R&C SPIKED w/ Rec. Touch Read	18	27/32	12	42
32-416	BRMRC-18L SPIKED W/LN W/RTR	Locking R&C SPIKED w/ Rec. Touch Read	18	1-1/32	12	42
32-417	BRMRC-18L SPIKED W/SN W/2TR	Locking R&C SPIKED w/ 2 Touch Read	18	27/32	12	39
32-418	BRMRC-18L SPIKED W/LN W/2TR	Locking R&C SPIKED w/ 2 Touch Read	18	1-1/32	12	39
32-419	BRMRC-18L SPIKED W/SN W/2RTR	Locking R&C SPIKED w/ 2 Rec. Touch Read	18	27/32	12	42
32-420	BRMRC-18L SPIKED W/LN W/2RTR	Locking R&C SPIKED w/ 2 Rec. Touch Read	18	1-1/32	12	42

**RECESSED CAST IRON METER BOX RING & COVER -BALTIMORE LID-SPIKED RING**

Part Code	Model #	Description	Tile Size	Bolt	Lid	Wt.
32-712	BRMRC-20 SPIKED	Non-Locking R&C SPIKED	20	N/A	12	39
32-713	BRMRC-20 SPIKED W/TR	Non-Locking R&C SPIKED w/ Touch Read	20	N/A	12	39
32-714	BRMRC-20L SPIKED W/SN	Locking R&C SPIKED	20	27/32	12	41
32-715	BRMRC-20L SPIKED W/LN	Locking R&C SPIKED	20	1-1/32	12	41
32-716	BRMRC-20L SPIKED W/SN W/TR	Locking R&C SPIKED w/ Touch Read	20	27/32	12	42
32-717	BRMRC-20L SPIKED W/LN W/TR	Locking R&C SPIKED w/ Touch Read	20	1-1/32	12	42
32-718	BRMRC-20L SPIKED W/SN W/RTR	Locking R&C SPIKED w/ Rec. Touch Read	20	27/32	12	42
32-719	BRMRC-20L SPIKED W/LN W/RTR	Locking R&C SPIKED w/ Rec. Touch Read	20	1-1/32	12	42
32-720	BRMRC-20L SPIKED W/SN W/2RTR	Locking R&C SPIKED w/ 2 Rec. Touch Read	20	27/32	12	42
32-721	BRMRC-20L SPIKED W/LN W/2RTR	Locking R&C SPIKED w/ 2 Rec. Touch Read	20	1-1/32	12	42



**RECESSED CAST IRON METER BOX RING & COVER -BALTIMORE -NO SPIKES**

Part Code	Model #	Description	Tile Size	Bolt	Lid	Wt.
32-395	BRMRC-18	Non-Locking R&C	18	N/A	12	39
32-396	BRMRC-18 W/TR	Non-Locking R&C w/ Touch Read	18	N/A	12	39
32-397	BRMRC-18 W/2TR	Non-Locking R&C w/ Touch Read	18	N/A	12	39
32-398	BRMRC-18 W/RTR	Non-Locking R&C w/ Rec. Touch Read	18	N/A	12	41
32-399	BRMRC-18 W/2RTR	Non-Locking R&C w/ 2 Rec. Touch Read	18	N/A	12	41
32-480	BRMRC-18L W/SN	Locking R&C	18	27/32	12	41
32-481	BRMRC-18L W/LN	Locking R&C	18	1-1/32	12	41
32-400	BRMRC-18L W/SN W/TR	Locking R&C w/ Touch Read	18	27/32	12	42
32-401	BRMRC-18L W/LN W/TR	Locking R&C w/ Touch Read	18	1-1/32	12	42
32-402	BRMRC-18L W/SN W/RTR	Locking R&C w/ Rec. Touch Read	18	27/32	12	42
32-403	BRMRC-18L W/LN W/RTR	Locking R&C w/ Rec. Touch Read	18	1-1/32	12	42
32-404	BRMRC-18L W/SN W/2TR	Locking R&C w/ 2 Touch Read	18	27/32	12	39
32-405	BRMRC-18L W/LN W/2TR	Locking R&C w/ 2 Touch Read	18	1-1/32	12	39
32-406	BRMRC-18L W/SN W/2RTR	Locking R&C w/ 2 Rec. Touch Read	18	27/32	12	42
32-407	BRMRC-18L W/LN W/2RTR	Locking R&C w/ 2 Rec. Touch Read	18	1-1/32	12	42

**RECESSED CAST IRON METER BOX RING & COVER -BALTIMORE -NO SPIKES**

Part Code	Model #	Description	Tile Size	Bolt	Lid	Wt.
32-702	BRMRC-20	Non-Locking R&C	20	N/A	12	39
32-703	BRMRC-20 W/TR	Non-Locking R&C w/ Touch Read	20	N/A	12	39
32-704	BRMRC-20L W/SN	Locking R&C	20	27/32	12	41
32-705	BRMRC-20L W/LN	Locking R&C	20	1-1/32	12	41
32-706	BRMRC-20L W/SN W/TR	Locking R&C w/ Touch Read	20	27/32	12	42
32-707	BRMRC-20L W/LN W/TR	Locking R&C w/ Touch Read	20	1-1/32	12	42
32-708	BRMRC-20L W/SN W/RTR	Locking R&C w/ Rec. Touch Read	20	27/32	12	42
32-709	BRMRC-20L W/LN W/RTR	Locking R&C w/ Rec. Touch Read	20	1-1/32	12	42
32-710	BRMRC-20L W/SN W/2RTR	Locking R&C w/ 2 Rec. Touch Read	20	27/32	12	42
32-711	BRMRC-20L W/LN W/2RTR	Locking R&C w/ 2 Rec. Touch Read	20	1-1/32	12	42



**NON-RECESSED RINGS & COVERS - HEAVY RING WITHOUT HOOK**

Part Code	Model #	Description	Tile Size	Bolt	Lid	Wt.
32-485	LWC-20L W/SN	Locking R&C- No Hook	20	27/32	11.5	46
32-089	LWC-20L W/LN	Locking R&C- No Hook	20	1 1/32	11.5	46
32-484	LWC-20L W/SN W/ TR	Locking R&C- Touch Read- No Hook	20	27/32	11.5	46
32-486	LWC-20L W/LN W/ TR	Locking R&C- Touch Read- No Hook	20	1 1/32	11.5	46
32-487	LWC-20L W/SN W/ RTR	Locking R&C- Recessed Touch Read- No Hook	20	27/32	11.5	46
32-489	LWC-20L W/LN W/ RTR	Locking R&C- Recessed Touch Read- No Hook	20	1 1/32	11.5	46
32-488	LWC-20L W/SN W/ 2RTR	Locking R&C- 2 Recessed Touch Read- No Hook	20	27/32	11.5	46
32-490	LWC-20L W/LN W/ 2RTR	Locking R&C- 2 Recessed Touch Read- No Hook	20	1 1/32	11.5	46



### NON-RECESSED CAST IRON METER BOX RINGS & COVERS

Part Code	Model #	Description	Tile Size	Bolt	Lid	Wt.
32-082	RMC-213L R&C W/LN	Locking R&C	20	1-1/32	13	47
32-083	RMC-213L R&C W/SN	Locking R&C	20	27/32	13	47
32-282	RMC-213L R&C W/LN W/TR	Locking R&C, Touch Read	20	1-1/32	13	47
32-283	RMC-213L R&C W/SN W/TR	Locking R&C, Touch Read	20	27/32	13	47

\*RMC-213 series rings & covers feature special designed hinge to support lid when open.



### RECESSED CAST IRON METER BOX RINGS & COVERS

Part Code	Model #	Description	Tile Size	Bolt	Lid	Wt.
32-072	RMRC-215L R&C W/SN	Locking R&C	20	27/32	15	50
32-073	RMRC-215L R&C W/LN	Locking R&C	20	1-1/32	15	50
32-272	RMRC-215L R&C W/SN W/TR	Locking R&C, Touch Read	20	27/32	15	50
32-273	RMRC-215L R&C W/LN W/TR	Locking R&C, Touch Read	20	1-1/32	15	50
32-107	RMRC-215L R&C W/SN W/2TR	Locking R&C, 2 Touch Read	20	27/32	15	50
32-108	RMRC-215L R&C W/LN W/2TR	Locking R&C, 2 Touch Read	20	1-1/32	15	50



**HOOK COVER NON-RECESSED CAST IRON METER BOX RINGS & COVERS**

Part Code	Model #	Description	Tile Size	Bolt	Lid	Wt.
32-102	RMC-15H	Non-Locking Drop-In	15	N/A	11.5	27
32-024	RMC-18H	Non-Locking Drop-In	18	N/A	11.5	30
32-224	RMC-18H W/TR	Non-Locking Drop-In w/ Touch Read	18	N/A	11.5	30
32-027	RMC-20H	Non-Locking Drop-In	20	N/A	11.5	47
32-227	RMC-20H W/TR	Non-Locking Drop-In w/ Touch Read	20	N/A	11.5	47



**CAST IRON ELEVATOR RINGS**

Part Code	Model #	Description	Tile Size	Bolt	Lid	Wt.
96-146	ELR 15	1-1/2" Elevator Ring & J Bolts	N/A	N/A	12	8
96-147	ELR 3	3" Elevator Ring & J Bolts	N/A	N/A	12	10



**CAST IRON TOUCH READ PLUG**

Part Code	Model #	Description	Size	Bolt	Lid	Wt.
32-074	TR Plug with Cotter Pin	Plug for Touch Read Holes	1 3/4	N/A	Any	2



### CAST IRON METER BOX RINGS

Part Code	Model #	Description	Tile Size	Bolt	Lid	Wt.
32-034	RM-15	17" (OD) Ring	15	N/A	11.5	18
32-028	RM-18	20" (OD) Ring	18	N/A	11.5	19
32-029	RM-20	21.75" (OD) Ring	20	N/A	11.5	22
32-087	LW-20 RING	21.75" (OD) Ring	20	N/A	11.5	28
32-092	RM-21	25" (OD) Ring	21	N/A	11.5	28
32-053	RM-213	24" (OD) Ring	20	N/A	13	22



### CAST IRON METER BOX RINGS - RECESSED

Part Code	Model #	Description	Tile Size	Bolt	Lid	Wt.
32-039	RMR-15	17" (OD) Ring	15	N/A	11.5	18
32-042	RMR-18	20" (OD) Ring	18	N/A	11.5	28
32-084	RMR-18 Spiked Ring	20" (OD) Ring	18	N/A	11.5	28
32-058	RMR-20	24" (OD) Ring	20	N/A	11.5	28
32-096	RMR-21	24" (OD) Ring	21	N/A	11.5	33
32-115	RMR-215	24" (OD) Ring	20	N/A	15	30
32-700	BRMR-20	24" (OD) Ring	20	N/A	12	31
32-701	BRMR-20 Spiked Ring	24" (OD) Ring	20	N/A	12	33



### FLAT RECESSED CAST IRON METER RING

Part Code	Model #	Description	Tile	Lid	Wt.
32-103	FRMR-18	Flat Recessed Meter Ring	18	11.5	28

VESTAL MANUFACTURING  
Sweetwater, TN 37874  
800-456-9562

## NON RECESSED CAST IRON METER BOX COVERS

Part Code	Model #	Description	Bolt	Lid	Wt.
32-030	RMCL	Non-Locking Cover	N/A	11.5	11
32-031	RMCL W/SN	Locking Cover	27/32	11.5	11
32-063	RMCL W/LN	Locking Cover	1-1/32	11.5	11
32-230	RMCL W/TR	Non Locking Cover, Touch Read	N/A	11.5	11
32-231	RMCL W/SN W/TR	Locking Cover, Touch Read	27/32	11.5	11
32-263	RMCL W/LN W/TR	Locking Cover, Touch Read	1-1/32	11.5	11
32-440	RMCL W/2TR	Non-Locking Cover w/ Touch Read	N/A	11.5	12
32-445	RMCL W/SN W/2TR	Locking Cover w/ Touch Read	27/32	11.5	12
32-446	RMCL W/LN W/2TR	Locking Cover w/ Touch Read	1-1/32	11.5	12
32-441	RMCL W/RTR	Non-Locking Cover w/Rec Touch Read	N/A	11.5	12
32-442	RMCL W/2RTR	Non-Locking Cover w/Rec 2 Touch Read	N/A	11.5	12
32-443	RMCL W/SN W/RTR	Locking Cover w/Rec Touch Read	27/32	11.5	12
32-444	RMCL W/LN W/RTR	Locking Cover w/Rec Touch Read	1-1/32	11.5	12
32-447	RMCL W/SN W/2RTR	Locking Cover w/Rec 2 Touch Read	27/32	11.5	12
32-448	RMCL W/LN W/2RTR	Locking Cover w/Rec 2 Touch Read	1-1/32	11.5	12
32-300	RMCI W/TR	Non-Locking Cover w/ltron TR	N/A	11.5	14
32-301	RMCI W/SN W/TR	Locking Cover w/ltron TR	27/32	11.5	15
32-302	RMCI W/LN W/TR	Locking Cover w/ltron TR	1-1/32	11.5	15
32-080	RMCL EX-HVY W/SN	Extra Heavy Locking Cover	27/32	11.5	26
32-081	RMCL EX-HVY W/LN	Extra Heavy Locking Cover	1-1/32	11.5	26
32-280	RMCL EX-HVY W/SN W/TR	Extra Heavy Locking Cover, Touch Read	27/32	11.5	26
32-281	RMCL EX-HVY W/LN W/TR	Extra Heavy Locking Cover, Touch Read	1-1/32	11.5	26
32-105	RMCL EX-HVY W/SN W/2TR	Extra Heavy Locking Cover, 2 Touch Read	27/32	11.5	26
32-106	RMCL EX-HVY W/LN W/2TR	Extra Heavy Locking Cover, 2 Touch Read	1-1/32	11.5	26
32-044	RMCL 213 W/LN	Locking Cover	27/32	13	21
32-045	RMCL 213 W/SN	Locking Cover	1-1/32	13	21
32-032	RMCH	Hook Non-Locking Cover	N/A	11.5	9
32-232	RMCH W/TR	Hook Non-Locking Cover w/TR	N/A	11.5	9

RMCL



RMCL W/TR



RMCL W/2TR



RMCL W/RTR



RMCL W/2RTR



RMCL EX-HVY



RMCL EX-HVY W/TR



RMCL EX-HVY W/2TR



RMCI W/TR



RMCL 213



RMCL 213 W/TR



RMCH





## RECESSED CAST IRON METER BOX COVERS

Part Code	Model #	Description	Bolt	Lid	Wt.
32-449	RMRC	Non-Locking Cover	N/A	11.5	11
32-452	RMRC W/SN	Locking Cover	27/32	11.5	11
32-453	RMRC W/LN	Locking Cover	1-1/32	11.5	11
32-450	RMRC W/TR	Non Locking Cover, Touch Read	N/A	11.5	11
32-454	RMRC W/SN W/TR	Locking Cover, Touch Read	27/32	11.5	11
32-455	RMRC W/LN W/TR	Locking Cover, Touch Read	1-1/32	11.5	11
32-451	RMRC W/2 TR	Non-Locking Cover w/ Touch Read	N/A	11.5	12
32-456	RMRC W/SN W/2TR	Locking Cover w/ Touch Read	27/32	11.5	12
32-457	RMRC W/LN W/2TR	Locking Cover w/ Touch Read	1-1/32	11.5	12
32-458	RMRC W/RTR	Non-Locking Cover w/Rec Touch Read	N/A	11.5	12
32-459	RMRC W/2RTR	Non-Locking Cover w/Rec 2 Touch Read	N/A	11.5	12
32-460	RMRC W/SN W/RTR	Locking Cover w/Rec Touch Read	27/32	11.5	12
32-461	RMRC W/LN W/RTR	Locking Cover w/Rec Touch Read	1-1/32	11.5	12
32-462	RMRC W/SN W/2RTR	Locking Cover w/Rec 2 Touch Read	27/32	11.5	12
32-463	RMRC W/LN W/2RTR	Locking Cover w/Rec 2 Touch Read	1-1/32	11.5	12
32-464	BRMRC	Baltimore Non-Locking Lid	N/A	12	12
32-465	BRMRC W/TR	Baltimore Non-Locking Lid w/Touch Read	N/A	12	12
32-468	BRMRC W/SN	Baltimore Locking Lid	27/32	12	12
32-469	BRMRC W/LN	Baltimore Locking Lid	1-1/32	12	12
32-470	BRMRC W/SN W/TR	Baltimore Locking Lid w/Touch Read	27/32	12	12
32-471	BRMRC W/LN W/TR	Baltimore Locking Lid w/Touch Read	1-1/32	12	12
32-466	BRMRC W/RTR	Baltimore Non-Locking Lid w/Rec. TR	N/A	12	12
32-467	BRMRC W/2 RTR	Baltimore Non-Locking Lid w/Rec. 2 TR	N/A	12	12
32-472	BRMRC W/SN W/RTR	Baltimore Locking Lid w/Rec. TR	27/32	12	12
32-473	BRMRC W/LN W/RTR	Baltimore Locking Lid w/Rec. TR	1-1/32	12	12
32-474	BRMRC W/SN W/2 RTR	Baltimore Locking Lid w/Rec. 2 TR	27/32	12	12
32-475	BRMRC W/LN W/2 RTR	Baltimore Locking Lid w/Rec. 2 TR	1-1/32	12	12
32-109	RMRC 215 CVR only W/SN	15 In. Locking CVR	27/32	15	17
32-110	RMRC 215 CVR only W/LN	15 In. Locking CVR	1-1/32	15	17
32-111	RMRC 215 CVR only W/SN W/TR	15 In. Locking CVR Touch Read	27/32	15	17
32-112	RMRC 215 CVR only W/LN W/TR	15 In. Locking CVR Touch Read	1-1/32	15	17
32-113	RMRC 215 CVR only W/SN W/2TR	15 In. Locking CVR 2-Touch Read	27/32	15	17
32-114	RMRC 215 CVR only W/LN W/2TR	15 In. Locking CVR 2-Touch Read	1-1/32	15	17

RMRCL



RMRCL W/TR



RMRCL W/2TR



RMRCL W/RTR



RMRCL W/2RTR



BRMRCL



BRMRCL W/RTR



BRMRCL W/2RTR



RMRC 215



RMRC 215 W/TR



RMRC 215 W/2TR





### MONITOR COVERS ONLY

Part Code	Model #	Description	Bolt	Lid	Wt.
32-052	Monitor Cover Only W/SN	Locking Cover	27/32	20	34
32-069	Monitor Cover Only W/LN	Locking Cover	1-27/32	20	34
32-252	Monitor Cover Only W/SN W/TR	Locking Cover, Touch Read	27/32	20	34
32-269	Monitor Cover Only W/LN W/TR	Locking Cover, Touch Read	1-27/32	20	34
32-497	Monitor Cover Only W/SN W/RTR	Locking Cover, Recessed Touch Read	27/32	20	34
32-498	Monitor Cover Only W/LN W/RTR	Locking Cover, Recessed Touch Read	1-27/32	20	34



### EX-HEAVY COVERS ONLY

Part Code	Model #	Description	Bolt	Lid	Wt.
32-491	Ex-Hvy Monitor Cover Only W/SN	Locking Cover	27/32	20	57
32-492	Ex-Hvy Monitor Cover Only W/LN	Locking Cover	1-27/32	20	57
32-493	Ex-Hvy Monitor Cover Only W/SN W/TR	Locking Cover, Touch Read	27/32	20	57
32-494	Ex-Hvy Monitor Cover Only W/LN W/TR	Locking Cover, Touch Read	1-27/32	20	57
32-495	Ex-Hvy Monitor Cover Only W/SN W/RTR	Locking Cover, Recessed Touch Read	27/32	20	57
32-496	Ex-Hvy Monitor Cover Only W/LN W/RTR	Locking Cover, Recessed Touch Read	1-27/32	20	57



### CAST IRON PIT RINGS & COVERS

Part Code	Model #	Description	Tile Size	Bolt	Lid	Wt.
32-050	20 W/SN	Pit Ring & Standard Cover	20	27/32	20	67
32-067	20 W/LN	Pit Ring & Standard Cover	20	1-1/32	20	67
32-051	21 W/SN	Pit Ring & Heavy Cover	20	27/32	20	91
32-068	21 W/LN	Pit Ring & Heavy Cover	20	1-1/32	20	91
32-250	20 W/SN W/TR	Pit Ring & Standard Cover, Touch Read	20	27/32	20	67
32-267	20 W/LN W/TR	Pit Ring & Standard Cover, Touch Read	20	1-1/32	20	67
32-251	21 W/SN W/TR	Pit Ring & Heavy Cover, Touch Read	20	27/32	20	91
32-268	21 W/LN W/TR	Pit Ring & Heavy Cover, Touch Read	20	1-1/32	20	91
32-476	20 W/SN W/RTR	Pit Ring & Standard Cover, Rec. TR	20	27/32	20	67
32-477	20 W/LN W/RTR	Pit Ring & Standard Cover, Rec. TR	20	1 1/32	20	67



### MONITOR RINGS & COVERS\*

Part Code	Model #	Description	Bolt	Lid	Wt.
32-056	MONITOR R&C W/SN	Locking Ring & Cover	27/32	20	88
32-070	MONITOR R&C W/LN	Locking Ring & Cover	1-1/32	20	88
32-256	MONITOR R&C W/SN W/TR	Locking Ring & Cover, Touch Read	27/32	20	88
32-270	MONITOR R&C W/LN W/TR	Locking Ring & Cover, Touch Read	1-1/32	20	88
32-090	EX-HEAVY MONITOR R&C W/SN	Locking Ring & Cover	27/32	20	112
32-091	EX-HEAVY MONITOR R&C W/LN	Locking Ring & Cover	1-1/32	20	112
32-290	EX-HEAVY MONITOR R&C W/SN W/TR	Locking Ring & Cover, Touch Read	27/32	20	112
32-291	EX-HEAVY MONITOR R&C W/LN W/TR	Locking Ring & Cover, Touch Read	1-1/32	20	112
32-055	MONITOR RING	Monitor Ring Only	N/A	N/A	54
32-478	MONITOR R&C W/SN W/RTR	Locking Ring & Cover, Recessed Touch Read	27/32	20	88
32-479	MONITOR R&C W/LN W/RTR	Locking Ring & Cover, Recessed Touch Read	1-1/32	20	88

VESTAL MANUFACTURING  
Sweetwater, TN 37874  
800-456-9562



**MONITOR INNER LID\***

Part Code	Model #	Description	Lid	Wt.
32-104	Monitor Inner Lid	Frost Lid for Monitor Ring and Cover*	20	23

\* Note: Fits ER2036, ER2030, ER2024



**EXPANDA RINGS\***

Part Code	Model #	Description	Tile Size	Lid	Wt.
32-043	ER-1824	26 1/2" (OD) Adapts 18" Cover to 24" Tile	24	18	24
32-046	ER-2024	26 1/2" (OD) Adapts 20" Cover to 24" Tile	24	20	25
32-048	ER-2030	33" (OD) Adapts 20" Cover to 30" Tile	30	20	71
32-049	ER-2036	36" (OD) Adapts 20" Cover to 36" Tile	36	20	125

\* Note: Vestal Expanda Rings can be added to RMC and Monitor Rings & Covers for larger pit sizes.



**CAST IRON WATER METER LID\***

Part Code	Model #	Description	Tile Size	Lid	Wt.
32-020	WM-15	Non-Locking Flat Water Meter Lid 18" OD	15	18	19

\* Note: WM-15 features 1" deep rim, 14" diameter, recessed 2" from outside of lid



### CAST IRON WATER METER LID\*

Part Code	Model #	Description	Tile Size	Lid	Wt.
96-357	WM-18	Non-Locking Water Meter Lid	18	20	30
96-336	WM-18 W/TR	Non-Locking, Touch Read	18	20	30
96-331	WM-18 W/ 2 TR	Non-Locking with Two Touch Read	18	20	30

\* Note: WM-18 features 1/4" deep rim, 17" diameter, recessed 1-1/4" from outside of lid



### CAST IRON CATCH BASIN LID\*

Part Code	Model #	Description	Tile Size	Lid	Wt.
32-019	18	18" Lid for Catch Basin	15	18	17


\* Note: Catch Basin marked with "Sewerage"



### CAST IRON BELL RING & COVER

Part Code	Model #	Description	Tile Size	Lid	Wt.
32-077	18 Ring	Flat Bell Ring	18"	21" (OD)	33
32-078	18 Cover	Bell Cover (Water Meter)	N/A	10.5" (OD)	10

VESTAL MANUFACTURING  
Sweetwater, TN 37874  
800-456-9562



**CAST IRON RECTANGULAR WATER METER LIDS WITH FLANGE**

Part Code	Model #	Description	Size	Wt.
96-002	AF-1	Top Mount Meter Lid	10 7/8" x 15 7/8"	17.5
96-003	AF-1 W/TR	Top Mount Meter Lid with Touch Read	10 7/8" x 15 7/8"	17.5
96-004	AFR-2	Top Mount Meter Lid with Reader	10 7/8" x 15 7/8"	17.5



**CAST IRON RECTANGULAR WATER METER LIDS WITH FLANGE**

Part Code	Model #	Description	Size	Wt.
96-385	F-4	Top Mount Meter Lid	11 1/4" x 16 1/2"	12
96-337	F-4 W/TR	Top Mount Meter Lid with Touch Read	11 1/4" x 16 1/2"	12
96-330	1419 T	Top Mount Meter Lid	11 3/8" x 16 1/4"	15
96-327	1419 T W/TR	Top Mount Meter Lid w/ Touch Read	11 3/8" x 16 1/4"	15



**DROP-IN CAST IRON RECTANGULAR METER LIDS - FLANGELESS**

Part Code	Model #	Description	Size	Wt.
96-143	D-5	Drop-In Meter Lid	10" x 15"	14
96-140	D-5 W/TR	Drop-In Meter Lid with Touch Read	10" x 15"	14
96-144	DR-6	Drop-In Meter lid with Reader	10" x 15"	15



### CAST IRON OVAL WATER METER LID

Part Code	Model #	Description	Size	Bolt	Wt.
96-179	C.I. OVAL W/SN W/LOCK	Locking Oval Lid	19" x 10"	27/32	17
96-174	C.I. OVAL W/SN W/TR W/LOCK	Locking Oval Lid with Touch Read	19" x 10"	27/32	17
96-161	C.I. OVAL W/O LOCK	Non-Locking Oval Lid	19" x 10"	N/A	17
96-162	C.I. OVAL W/O LOCK W/TR	Non-Locking Oval Lid with Touch Read	19" x 10"	N/A	17
96-160	C.I. OVAL METER BOX	18" Oval Meter Box Only	19" x 10"	N/A	58



### CAST IRON OVAL METER BOX & LID



Part Code	Description	Size	Bolt	Wt.
96-175	18" High Oval Meter Box & Lid w/SN w/TR	19" x 10"	27/32	75

Oval Meter Box Lid Options Include:

- Non-Locking Drop In
- Locking Lid with SN (27/32) or LN (1-1/32)
- Solid, TR (Touch Read Hole), or RTR (Recessed Touch Read Hole)
- Special Lettering or Logo

### CAST IRON VALVE BOX RISERS



Part Code	Model #	Description	Tile Size	Lid	Wt.
96-375	71	1" Valve Box Riser Domestic	5 1/4	7	6
96-366	715	1 1/2" Valve Box Riser Domestic	5 1/4	7	10
96-376	72	2" Valve Box Riser Domestic	5 1/4	7	13
96-377	73	3" Valve Box Riser Domestic	5 1/4	7	18
96-378	74	4" Valve Box Riser Domestic	5 1/4	7	24
96-314	76	6" Valve Box Riser Domestic	5 1/4	7	35

\*Domestic risers available with or without flanges





### CAST IRON VALVE BOX RING

Part Code	Model #	Description	Tile Size	Lid	Wt.
96-367	V-2194	5 1/4 Valve Box Ring	6	7	15

\*Use with #7 cover



### CAST IRON RISER COVER\*

Part Code	Model #	Description	Tile Size	Lid	Wt.
32-035	7	Standard 5 1/4 Drop-In	5 1/4	7	7

\* Cover can be marked with Water, Gas or Sewer.



### CAST IRON RISER COVER\*

Part Code	Model #	Description	Tile Size	Lid	Wt.
96-100	T-5 1/4	Skirted 5 1/4 Cover	5 1/4	7	12

\* Cover can be marked with Water, Gas or Sewer.



### CAST IRON 5 1/4 VALVE BOX RING & COVER\*

Part Code	Model #	Description	Tile Size	Lid	Wt.
96-001	525	5 1/4 Ring & Cover	6	7	17.5
96-098	5 1/4 COVER	5 1/4 Cover Only	N/A	7	9
96-099	5 1/4 RING	5 1/4 Ring Only	6	7	9


\* Cover can be marked with Water, Gas or Sewer.

**BELL TRAPS – CAST IRON – LOOSE LID**



Model Number	Size	Outlet	Standard Package		Part Code
			Quantity	Wt. Lbs.	
66	6" x 6" x 2"	1 <sup>5</sup> / <sub>8</sub> "	12	41	30-001
99	9" x 9" x 3"	2 <sup>5</sup> / <sub>8</sub> "	6	50	30-002
1212	12" x 12" x 4"	3 <sup>1</sup> / <sub>8</sub> "	3	60	30-003

**CESSPOOL PLATES – CAST IRON**



Model Number	Size	Standard Package		Part Code
		Quantity	Wt. Lbs.	
6	6" x 6"	12	15	30-022
8	8" x 8"	12	33	30-023
10	10" x 10"	12	54	30-024
12	12" x 12"	6	39	30-025

**TILE STRAINERS – CAST IRON FOR CLAY PIPE**



Model Number	For Pipe Size	Overall Diameter	Overall Height	Standard Package		Part Code
				Quantity	Wt. Lbs.	
4-T	4"	5 5/8"	1 1/2"	6	10	30-007
6-T	6"	8"	2"	6	19	30-008
8-T	8"	10 1/4"	2 1/4"	1	7	30-009
10-T	10"	12 1/4"	2 3/8"	1	8	30-010
12-T	12"	14 3/4"	2 1/2"	1	13	30-011
15-T	15"	18 3/8"	2 5/8"	1	35	30-012
18-T	18"	22"	2 3/4"	1	47	30-013
24-T	24"	29"	3 1/8"	1	90	30-015

**TRENCH DRAIN - BOLT DOWN**



Model Number	Diameter	Standard Package		Part Code
		Quantity	Wt. Lbs.	
V0424	5 3/8" x 24"	1	13	96-769

**TRENCH DRAINS HEAVY DUTY CAST IRON**

★ WILL SUPPORT CAR TRAFFIC



Model Number	Size	Standard Package		Part Code
		Quantity	Wt. Lbs.	
TD-8 ★	8" x 24" x 1"	1	33	36-001
TD-12 ★	12" x 24" x 1"	1	47	36-002
TD-6	6" x 18" x 3/4" (Flat)	1	13	36-003
TD-18	8" x 18" x 3/4" (Flat)	1	15	36-004

## ROUND HEAVY FRAMES

CAST IRON



Model No.	Frame Height	Frame Diameter	Standard	Package	Part Code
			Quantity	Wt. Lbs.	
R12-F	2"	16"	1	16	<b>34-005</b>

## ROUND HEAVY COVERS



Model No.	Cover Diameter	Standard	Package	Part Code
		Quantity	Wt. Lbs.	
R12-S	12"	1	20	<b>34-009</b>

Model No.	Cover Diameter	Standard	Package	Part Code
		Quantity	Wt. Lbs.	
R12-G	12"	1	20	<b>34-017</b>


## SQUARE HEAVY FRAMES

CAST IRON



Model No.	Frame Height	Frame Diameter	Standard	Package	Part Code
			Quantity	Wt. Lbs.	
1212-F	1 3/4"	15x15"	1	16	35-004
1818-F	2"	22x22"	1	37	35-005
2424-F	2 1/4"	29x29"	1	61	35-006

## SQUARE HEAVY COVERS



Model No.	Cover Size	Standard	Package	Part Code
		Quantity	Wt. Lbs.	
1212-S	12x12x5/8"	1	13	<b>35-007</b>

Model No.	Cover Size	Standard	Package	Part Code
		Quantity	Wt. Lbs.	
1212-G	12x12x5/8"	1	13	35-010
1818-G	18x18x5/8"	1	33	35-011
2424-G	24x24x5/8"	1	54	35-012







# TERMS AND GENERAL INFORMATION

## **TERMS:**

Terms will be specified on each individual invoice. A service charge of 1 1/2% per month (18% ANNUAL RATE) will be assessed for all past due accounts. Where applicable, the service charge will be adjusted to meet state legal requirements.

## **PALLETIZING MATERIAL:**

Certain Vestal products must be palletized for shipping at a net charge per pallet. There is also a net charge for heavy wooden shipping boxes. The boxes and pallets are not returnable.

## **DAMAGES, SHORTAGES OR LOSS IN TRANSIT:**

Merchandise is inspected and counted before loading. Please inspect carefully on receipt of merchandise, noting any discrepancy or damage on the carrier's freight bill AT TIME OF DELIVERY.

Discrepancies or damage which obviously occurred in transit are the carrier's responsibility, and related claims should be made promptly, direct to the carrier. DEDUCTIONS FROM INVOICES FOR SHORTAGES OR DAMAGE CLAIMS WILL NOT BE ALLOWED.

Our responsibility as shipper ceases when goods are delivered in good order to the transportation company. We assume no liability for merchandise in transit. We will, however, render all possible assistance in recovering lost goods or in filing claims by consignee.

## **PRICES:**

Subject to change without notice. All merchandise will be invoiced at prices in effect at time of shipment.

## **HANDLING CHARGE:**

UPS shipments are assessed a \$4.00 charge per shipment. Quantities will be rounded up to the next even bundle unless specifically requested, then special charge will apply. A special \$3.00 handling charge will also be assessed on any product when quantity ordered is less than standard package.

## **RETURN GOODS:**

Return goods will not be accepted without written authority from Vestal Manufacturing. A minimum charge of 10% will be made for handling, inspecting and repackaging items returned for credit. All returned goods must be shipped transportation charges prepaid. DEDUCTIONS FROM INVOICES FOR DAMAGES, DEFECTIVE, AND SHORTAGE CLAIMS WILL NOT BE ALLOWED.

## **TAXES:**

Prices do not include sales, excise, transportation and other similar taxes present or future.

## **DELIVERY:**

Shipments and deliveries are, at all times, subject to approval of our Credit Department. Delivery is contingent on floods, strikes, acts of God, or any other causes beyond our control.

## **MODEL NUMBER:**

When placing orders, please give model number.

## **PLANT CLOSINGS:**

***Vestal Manufacturing always closes the weeks of July 4th and December 25th. No shipping or receiving will occur during these times.***



**VESTAL**

# Castings You Can Build On!



For over 68 years Vestal Manufacturing has been producing high quality gray iron castings using American labor, techniques, and materials. Whatever your municipal casting requirements, Vestal can work with you to produce suitable castings for your particular business.

## **VESTAL MANUFACTURING ENTERPRISES, INC.**

P.O. Box 420 • Sweetwater, Tennessee 37874  
(423) 337-6125 • USA WATS 1-800-456-9562  
Fax 423-337-2003

E-mail: [vestal@vestalmfg.com](mailto:vestal@vestalmfg.com)  
Website: [www.vestalmfg.com](http://www.vestalmfg.com)

