



# Fireplace Accessory Catalog 2006



Call 1-800-456-9562



## WHY BUY VESTAL



### DELIVERY

- (1) Vestal has always had an outstanding track record for meeting order schedule and ship dates as promised.
- (2) Substantial savings in ordering, receiving, freight, and many other costs due to consolidations of steel bar and cast grates from a single source.
- (3) Ability to handle unanticipated “RUSH” orders. Import grates have had a poor delivery record, especially during the last 90 days of a selling season, when most problems seem to occur and it’s too late to do anything about the problem.
- (4) Import grates have a very unstable delivery record. In the past ten years, we have seen cast grate manufacturing shift from Japan, South Korea, Taiwan, and China.

### QUALITY

- (1) Vestal’s 300-ML Series is by far the best value you will find. Check the comparative weight with any of the comparable import units. Each pound difference of product means substantial cost to manufacture. Cutting the weight also reduces the durability of the grate.
- (2) Vestal’s 300-ML and J Series feature their patented molded leg design. This eliminates the need for assembly, thus reducing the chance of lost or missing parts. These grates are also nestable for shipping, warehousing, and displaying.
- (3) Our grates are 100% American-made using 100% U.S. materials. Our grates have been unsuccessfully copied and reproduced abroad resulting in questionable and unreliable products.
- (4) Check the quality and cleanliness of your casting. The quality of your casting is no better than the quality of your patterns. The vast majority of import cast grates are very rough casting, highly inconsistent with little or no effort to clean off the “fins” by machine blasting.

### VALUE & MARKETABILITY

It is no secret that many retail outlets have gone through the import cycle and the problems that come with it. Currently, we are providing grates to many retail stores and distributors that once imported product. There are many reasons for this move; less headaches, less inventory, less lead time, dating, more inventory turns, good sell through, good margin, and no returns.

**PROUD MEMBER  
& SUPPORTER**



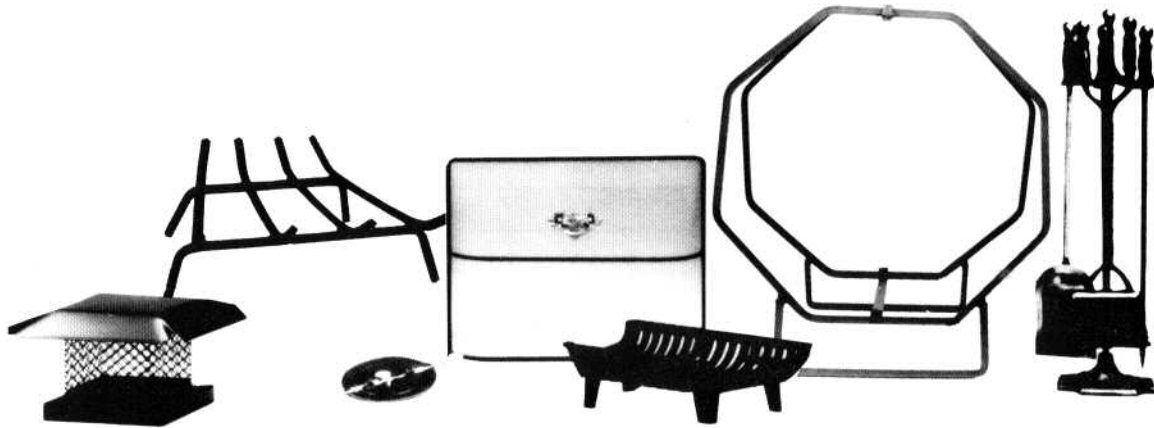
# VESTAL American-made Cast Iron and Steel Bar Grates

ARE YOU INTERESTED IN SAVING TIME AND MONEY?

We offer the most complete line of cast iron and steel bar fireplace grates available. **Vestal grates are 100% American-made using 100% U.S. materials.**

Vestal offers styles and sizes to fit any design or size fireplace. What do you need – cast iron or steel bar grates, tapered or non-tapered styles, extra heavy, wide, deep, or shallow, traditional or modern styling? And for the lazy man, we even offer a grate to suit his needs. We have them all!

If inventory space is a problem, consider Vestal's nestable grates. The 300-ML series, the J series, and the SF series grates are durable cast iron, with one piece body construction designed to nest for space-saving storage. No assembly required.



## FIREPLACE ACCESSORY INDEX

Andirons .....	.FA-6
Ash Dumps .....	.FA-10
Chimney Caps .....	.FA-12
Chimney Top Dampers .....	.FA-12
Cleanout Doors .....	.FA-11
Firebacks .....	.FA-3
Firesets .....	.FA-8
Fireset Tools .....	.FA-9
Grate Baskets (cast iron) .....	.FA-2, FA-3
Grate Baskets (steel bar) .....	.FA-4, FA-5
Log Racks and Holders .....	.FA-7
Log Rests .....	.FA-6
Spark Guards .....	.FA-9
Stove Pipe Dampers .....	.FA-9
Wood Baskets .....	.FA-7

## 300-ML SERIES



© Copyright 1992  
Patented


## HEAVY DUTY AMERICAN CRAFTED CAST IRON GRATES

Traditional style wood/coal burning grate. Newly designed one piece construction (nothing to assemble) has sturdy, cast-on legs. Designed to nest for space-saving storage.

Model No.	Dimensions			Standard Package	Wt. Lbs.	Part Code
	Front	Back	Depth			
321-ML	21"	17 <sup>3</sup> / <sub>4</sub> "	14 <sup>3</sup> / <sub>4</sub> "	1	21	16-080
324-ML	24"	20 <sup>3</sup> / <sub>4</sub> "	14 <sup>3</sup> / <sub>4</sub> "	1	24	16-081
327-ML	27"	23 <sup>3</sup> / <sub>4</sub> "	14 <sup>3</sup> / <sub>4</sub> "	1	25	16-082
330-ML	30"	26 <sup>3</sup> / <sub>4</sub> "	14 <sup>3</sup> / <sub>4</sub> "	1	29	16-083

\*Leg height 3 <sup>5</sup>/<sub>8</sub>"

## 400 SERIES




Extra heavy duty oversized wood/coal grate. Note the extra width, depth and weight as shown in the chart below. Truly a rugged grate where a larger unit is required. The multi-ribbed, one piece body gives durability. Bolt on legs.

Model No.	Dimensions			Standard Package	Wt. Lbs.	Part Code
	Front	Back	Depth			
436	36"	32"	17 <sup>3</sup> / <sub>4</sub> "	1	55	16-009
442	42"	38"	17 <sup>3</sup> / <sub>4</sub> "	1	64	16-010

\*Leg height 4 <sup>3</sup>/<sub>4</sub>"

## J SERIES




© Copyright 1987

Wood/coal grate rapidly increasing in importance. Shallow 12" depth makes it ideal for use in pre-fab, zero clearance, Franklin stoves and in factory built metal fireplaces. New one piece construction (no assembly needed) with nestable design for space-saving storage.

Model No.	Dimensions			Standard Package	Wt. Lbs.	Part Code
	Front	Back	Depth			
J-18	18"	13"	12"	1	17	16-007
J-21	21"	16"	12"	1	18	16-008
J-23	23"	18"	12"	1	19	16-005
J-27	27"	22"	12"	1	24	16-006

\*Leg height 2 <sup>1</sup>/<sub>8</sub>"

## TM SERIES



Wood/coal grate in modern curved rib design. Heavy durable construction. Modern curved unit legs. Tapered sides with removable end pieces. Bolt on legs.

Model No.	Dimensions			Standard Package	Wt. Lbs.	Part Code
	Front	Back	Depth			
TM-24	24"	21"	15"	1	30	16-016
TM-28	28"	25"	15"	1	35	16-017
TM-32	32"	29"	15"	1	40	16-018


\*Leg height 3 <sup>1</sup>/<sub>2</sub>"

VESTAL MANUFACTURING  
Sweetwater, TN 37874  
800-456-9562

## HEAVY DUTY AMERICAN CRAFTED CAST IRON GRATES

### M SERIES


Strictly a wood burning grate whose wide spaced ribs provide extra flame beauty. Non-tapered, it is a "must" for corner or see-through fireplaces. Can be used in a tapered fireplace by dropping down in the width used. Also additional unit(s) can be butted to serve very large openings. Bolt on legs.



Model No.	Dimensions			Standard Package	Wt. Lbs.	Part Code
	Front	Back	Depth			
M-24	24"	24"	16 <sup>1</sup> / <sub>4</sub> "	1	33	16-011
M-27	27"	27"	16 <sup>1</sup> / <sub>4</sub> "	1	37	16-012
M-30	30"	30"	16 <sup>1</sup> / <sub>4</sub> "	1	39	16-013
M-33	33"	33"	16 <sup>1</sup> / <sub>4</sub> "	1	43	16-014

\*Leg height 3 1/2"

### SF SERIES



© Copyright 1987

A "Lazy Man's Grate." This self-feeder has been deeply contoured to continually lower burning logs to the grate bottom ember bed. Cast one piece design (no assembly required) also permits nesting for space-saving storage.

Model No.	Dimensions			Standard Package	Wt. Lbs.	Part Code
	Front	Back	Depth			
SF-22	23 <sup>3</sup> / <sub>4</sub> "	18"	15"	1	27	16-040
SF-26	26 <sup>1</sup> / <sub>2</sub> "	22"	15"	1	33	16-041

\*Leg height 2 1/4"

### FIREBACKS



Cast iron firebacks come in either deer or ship decorative design. Can be used to protect the bricks on the back wall of the fireplace, reflect heat from the fire, or simply decorate the hearth and fireplace. Feet sold separately in pairs.

Model No.	Dimensions			Standard Package	Wt. Lbs.	Part Code
	Height	Width	Thick			
FB-Deer*	16"	17 <sup>1</sup> / <sub>2</sub> "	1"	1	25	20-024
FB-Ship*	16"	17 <sup>1</sup> / <sub>2</sub> "	1"	1	32	20-025

Cast feet provide support, allow fireback to stand freely, and sold separately in pairs.

Model No.	Dimensions		Standard Package	Wgt. Per Pair	Part Code
	Length	Width			
FB-Feet*	6 <sup>1</sup> / <sub>2</sub> "	2 <sup>1</sup> / <sub>2</sub> "	1 Pair	5	20-026

\* Imported Products - Made to Vestal specifications

# HEAVY DUTY AMERICAN CRAFTED STEEL BAR GRATES

Vestal offers you a choice of “good-better-best” in the three square steel bar sizes as shown below. Vestal prefers square bar to “off square” diamond, “flattened” diamond or fluted bars. We feel that grate strength (and life) is directly proportional to the amount of steel along the bar’s diagonal. Also, by welding on the diagonal, better heat dissipation is obtained during actual burning. Your wood burning grate ensures easier fire starts and adequate ventilation.


## SB SERIES

### 1/2” SQUARE STEEL BAR

Model No.	Dimensions			Number of Bars	Standard Package	Wt. Lbs.	Part Code
	Front	Back	Depth				
SB-16-L	16”	12”	13”	4	1	7	16-055



Model No.	Dimensions			Number of Bars	Standard Package	Wt. Lbs.	Part Code
	Front	Back	Depth				
SDP-18-L	18”	16”	12”	4	1	7	16-046
SDP-18	18”	16”	12”	5	1	8	16-045



\*Leg height 3 1/2”

Model No.	Dimensions			Number of Bars	Standard Package	Wt. Lbs.	Part Code
	Front	Back	Depth				
SB-20-L	20”	16”	15”	4	1	9	16-056
SB-24-L	24”	20”	15”	5	1	10	16-057
SB-27-L	27”	23”	15”	6	1	12	16-058
SB-30-L	30”	26”	15”	7	1	13	16-059

\*Leg height 3 1/2”

## HB SERIES

### 5/8” SQUARE STEEL BAR




Model No.	Dimensions			Number of Bars	Standard Package	Wt. Lbs.	Part Code
	Front	Back	Depth				
HB-24-L	24”	20”	15”	5	1	16	16-060
HB-27-L	27”	23”	15”	6	1	19	16-061
HB-30-L	30”	26”	15”	7	1	21	16-062
HB-33	33”	29”	15”	9	1	25	16-066
HB-36	36”	32”	15”	10	1	28	16-067

NOTE: 33” and 36” Grates have 6 legs: Center leg for added strength.

\*Leg height 3 1/2”

## SD SERIES

### 5/8” SQUARE STEEL BAR (12” DEPTH)




Model No.	Dimensions			Number of Bars	Standard Package	Wt. Lbs.	Part Code
	Front	Back	Depth				
SD-18	18”	16”	12”	5	1	13	16-050
SD-24	24”	20”	12”	6	1	15	16-051
SD-27	27”	24”	12”	7	1	17	16-052

\*Leg height 3 1/2”

## XB SERIES

### 3/4” SQUARE STEEL BAR



Model No.	Dimensions			Number of Bars	Standard Package	Wt. Lbs.	Part Code
	Front	Back	Depth				
XB-24	24”	20”	15”	5	1	21	16-068
XB-27	27”	23”	15”	6	1	24	16-069
XB-30	30”	26”	15”	7	1	28	16-070
XB-36	36”	32”	15”	10	1	35	16-074

\*Leg height 3 1/2”

VESTAL MANUFACTURING  
Sweetwater, TN 37874  
800-456-9562

**NEW!**

**NEW!**

# Easy Light™ *Fireplace Grate*



Model No.	Dimensions			Number of Bars	Standard Package	Wt. Lbs.	Part Code
	Front	Back	Depth				
EL-20	20"	17"	12"	5	1	13	16-120
EL-25	25"	22"	15"	6	1	22	16-121
EL-30	30"	26"	15"	7	1	25	16-122


\*Leg height 4"

## **EASY LIGHT SELLING FEATURES**

- \* EL-20 - 1/2" STEEL BAR X 12" DEEP FOR PRE-FAB/ZERO CLEARANCE FIREPLACE
- EL-25 & 30 - 5/8" STEEL BAR X 15" DEEP FOR TRADITIONAL MASONRY FIREPLACE
- \* USE WITH FIRESTARTERS, FATWOOD, KINDLING, AND FIRE WOOD
- \* MAKES LIGHTING A FIRE SIMPLE, EASY, AND MORE CONVENIENT
- \* SHELF ALSO ACTS AS EMBER RETAINER

# VESTAL ANDIRON COLLECTION

## HEAVY DUTY ANDIRON



For log burning without a grate, we offer the extra heavy duty andiron in satin black. Boxed for convenience and storage, this andiron is for the serious wood burner.

Model No.	Dimensions			Standard Package	Wt. Per Pair	Part Code
	Front	Width	Depth			
18 Andiron	18"	10 1/2"	17 1/2"	1 Pair	34	20-009

## DECORATIVE ANDIRON



Decorative andiron with key design. Made of cast iron with satin black paint. Boxed for convenience and storage, this andiron is designed for gas log fireplaces.

Model No.	Dimensions			Standard Package	Wt. Per Pair	Part Code
	Height	Width	Depth			
Key*	12"	7"	16"	1 Pair	18	20-011

## LOG RESTS



Cast iron log rests (in pairs) are really a multi-purpose style grate. They can be used in a conventional fireplace as well as in the burning of oversized logs. They are often used to slip over the back legs of andirons to provide added protection from movement of the burning logs.

Model No.	Dimensions		Standard Package	Wt. Per Pair	Part Code
	Front	Depth			
LR-15	15"	3 1/2"	1 Pair	19	20-001
LR-19	19"	3 1/2"	1 Pair	21	20-002
LR-21	21"	3 1/2"	1 Pair	23	20-003

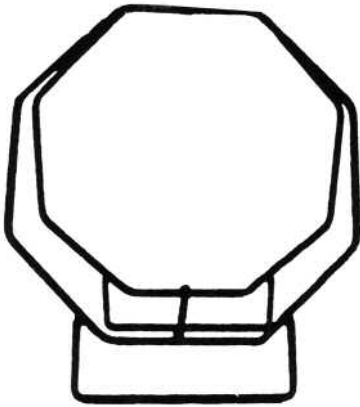
\*Leg height 3 3/4"

\* Imported Products - Made to Vestal specifications

# HEARTH ACCESSORIES

## 1/2" SQUARE STEEL BAR LOG RACKS

Comes completely assembled. Solid steel bar will last for many years under heavy load. Hinged at top; spreader bar at bottom. Folds flat to hang in off-season. Four sizes to fit your needs. Either indoor or outdoor use.



Model No.	Size		Standard Package	Weight Lbs.	Part Code
	Width	Depth			
FR-24	24"	14"	1	17	21-001
FR-32	32"	14"	1	21	20-091
FR-42	42"	14"	1	25	20-092
FR-48	48"	14"	1	28	21-002



## WROUGHT IRON LOG HOLDER W/ LOG CARRIER

Model No.	Dimensions			Standard Package	Wt. Lbs.	Part Code
	Length	Width	Height			
LH-1*	27"	14"	18"	1	11	20-027

## NATURAL IRON LOG HOLDER

Model No.	Dimensions			Standard Package	Wt. Lbs.	Part Code
	Length	Width	Height			
LH-2*	27"	14"	18"	1	11	20-028



## ADJUSTABLE LOG RACK

Model No.	Dimensions			Standard Package	Wt. Lbs.	Part Code
	Length	Width	Height			
FR-A*	42" to 72"	13"	32"	1	14	21-003

## WOOD BASKETS

Model No.	Finish	Standard Package	Wt. Lbs.	Part Code
WB-1*	Antique Brass	1	3	20-030
WB-2*	Black	1	3	20-031

\* Imported Products - Made to Vestal specifications

## STOVE & FIREPLACE TOOLSETS



**FE-58 FIRESET\***  
 All Polished Brass  
 5 pieces - Height: 31½”  
 Weight: 15 lbs.  
 Part Code: 20-048



**FE-59 FIRESET\***  
 All Antique Brass Finish  
 5 pieces - Height: 31½”  
 Weight: 18 lbs.  
 Part Code: 20-049



**FE-60 FIRESET\***  
 All Black  
 5 pieces - Height: 31½”  
 Weight: 18 lbs.  
 Part Code: 20-050



**FE-61 FIRESET\***  
 Black with  
 Polished Brass Handles  
 5 pieces - Height: 31½”  
 Weight: 18 lbs.  
 Part Code: 20-051



**FE-70 FIRESET\***  
 Antique Gold  
 Wrought Iron  
 5 pieces - Height: 27”  
 Weight: 24 lbs.  
 Part Code: 20-060



**FE-66 FIRESET\***  
 All Black  
 4 pieces - Height: 28”  
 Weight: 8 lbs.  
 Part Code: 20-056



**FE-71 FIRESET\***  
 Black  
 Wrought Iron  
 5 pieces - Height: 30”  
 Weight: 16 lbs.  
 • Delivered Fully Assembled  
 Part Code: 20-061

\* Imported Products - Made to Vestal specifications

**VESTAL MANUFACTURING**  
 Sweetwater, TN 37874  
 800-456-9562

## INDIVIDUAL TOOLS



\* T-1 TONGS  
Satin Black  
25½" Long  
Weight: 4 lbs.  
Part Code: 20-068



\* B-1 BRUSH  
Satin Black  
36" Long  
Weight: 2 lbs.  
Part Code: 20-065




\* P-1 POKER  
Satin Black  
33" Long  
Weight: 2 lbs.  
Part Code: 20-066



\* S-1 SHOVEL  
Satin Black  
36" Long  
Weight: 2 lbs.  
Part Code: 20-067



\* LL-1 LOG LIGHTER  
Cast Iron  
Weight: 4 lbs.  
Part Code: 20-070



**CURVED SPARK GUARD**  
BRASS PLATED HANDLES  
5/16" Rod – No. 8 Mesh-Painted Screen

Model No.	Depth	Size	Standard Package		Part Code
			Quantity	Weight	
SG-1	8"	38" x 31"	3	27	20-075
SG-2	8"	44" x 33"	3	30	20-076
SG-3	8"	50" x 33"	3	36	20-077




**STOVE PIPE DAMPER**  
CAST IRON

Model No.	Size	Standard Package	Wt. Lbs.	Part Code
SP-6*	6" Dia.	12	12	19-015
SP-8*	8" Dia.	12	18	19-017

\*Imported products - manufactured to Vestal specifications.

# Cast Iron and Steel Ash Dumps



\* 60 boxes per pallet

## ASH DUMPS – SOLID CAST IRON

Model No.	Size	Standard Package		Part Code
		Quantity	Wt. Lbs.	
49	4 1/2" x 9"	12	40	24-001
I-49	4 1/2" x 9" Import	12	40	24-005
710	7" x 10"	6	35	24-002



\* 60 boxes per pallet

## ASH DUMPS – ALL STEEL

Model No.	Size	Standard Package		Part Code
		Quantity	Wt. Lbs.	
ST-49	4 1/2" x 9"	12	20	24-003





## VENTED ASH DUMPS

CAST IRON OR STEEL

Outside air intake controlled by sliding shutter. Controls outside air source from inside the fireplace. Keeps cold air out when not in use. Easy installation.

Model No.	Description	Standard Package		Part Code
		Quantity	Wt. Lbs.	
94C10A	Cast iron ash dump with outside air - 4 1/2 x 9	12	46	24-015
940A	Steel ash dump with outside air - 4 1/2 x 9	6	25	24-010



## ASH CADDY

CAST IRON GRILLE – GALVANIZED INNER PAIL

Model No.	Top Grille Size	Pail Size		Standard Package		Part Code
		Top	Depth	Quantity	Wt. Lbs.	
AC	9 1/2" x 9 1/2"	9" x 9"	7"	6	45	24-004

**VESTAL MANUFACTURING**  
Sweetwater, TN 37874  
800-456-9562

# Cast Iron and Steel Cleanout Doors



\* 60 boxes per pallet


## CLEANOUT DOOR -- SOLID CAST IRON

Model No.	Width By Height	Standard Package		Part Code
		Quantity	Wt. Lbs.	
H-88	8" x 8"	6	46	26-001
I-88	8" x 8" Import	6	44	26-002
108	10" x 8"	6	56	26-003
128	12" x 8"	6	66	26-004
1210	12" x 10"	4	64	26-005
1212	12" x 12"	4	69	26-006
1612	16" x 12"	3	62	26-008



## STEEL CLEANOUT DOOR


Model No.	Width By Height	Standard Package		Part Code
		Quantity	Wt. Lbs.	
ST-88	8" x 8" Galvanized	6	21	26-011
ST-108	10" x 8" Steel Cleanout	5	22	26-012



## VENTED CAST IRON CLEANOUT DOOR

Model No.	Description	Standard Package		Part Code
		Quantity	Wt. Lbs.	
88CIOA	Cast Iron Cleanout Vented for Outside Air 8 x 8	6	46	26-025

**CHIMNEY CAPS**  
FOR CONVENTIONAL FIREPLACES



Model No.	Fits Flue Sizes From – To	Standard Package	Wt. Lbs.	Part Code
8 x 8	7" x 7" – 9 1/2" x 9 1/2"	1	7	50-025
8 x 13	7" x 11 1/2" – 9 1/2" x 14"	1	9	50-026
8 x 18	7" x 16 1/2" – 9 1/2" x 19"	1	10	50-027
13 x 13	11 1/2" x 11 1/2" – 14" x 14"	1	14	50-028
13 x 18	11 1/2" x 16 1/2" – 14" x 19"	1	16	50-029
18 x 18	16 1/2" x 16 1/2" – 19" x 19"	1	23	50-030

\* If masonry brackets are required, specify when ordering. Caps are boxed with screw installation materials only.

Model No.	Description	Standard	Package	Part Code
		Quantity	Wt. Lbs.	
SIK-1	Leg Kit	1	2	50-045

\*Tri-Mount Chimney Cap converts to "Slip-In" Style Cap by ordering optional leg kit (Model SIK-1).

**STAINLESS STEEL CHIMNEY CAPS**




Model No.	Fits Flue Sizes From – To	Standard Package	Wt. Lbs.	Part Code
SS88	7 x 7 – 9.5 x 9.5	1	7	50-032
SS813	7 x 11.5 – 9.5 x 14	1	9	50-033
SS818	7 x 16.5 – 9.5 x 19	1	10	50-034
SS1313	11.5 x 11.5 – 14 x 14	1	14	50-035
SS1318	11.5 x 16.5 – 14 x 19	1	16	50-036
SS1818	16.5 x 16.5 – 19 x 19	1	23	50-037

- ❖ 100% stainless steel construction
- ❖ Long lasting protection even with coal burner
- ❖ Slotted cone tipped 100% stainless hex-head bolts
- ❖ Fully assembled - ready to install
- ❖ Fully welded - no rivets to pop loose

**LYEMANCE TOP SEALING FIREPLACE DAMPER**

- Mounts on top of chimney. Prevents cold down-drafts and moisture from rain and snow.
- Seals out birds and animals.
- Seals in heat and air conditioning for better efficiency.
- Cast aluminum and stainless steel construction for long use.
- Easy installation and low cost.
- Standard package includes 32 ft. chain.



Model No.	Fits Inside Flue Sizes From – To	Standard Package	Wt. Lbs.	Part Code
LY88	6 1/2" x 6 1/2" TO 8 1/2" x 8 1/2"	1	6	20-114
LY913	6 1/2" x 10" TO 8 1/2" x 12 1/2"	1	7	20-107
LY1313	10" x 10" TO 12 1/2" x 12 1/2"	1	8	20-108
LY1216	9 1/4" x 12 3/4" TO 12" x 15"	1	9	20-109
LY1318	10" x 15 1/4" TO 12 1/2" x 17 1/2"	1	10	20-110
LY1717	15" x 15" TO 17 1/2" x 17 1/2"	1	11	20-111
LY50	50' Extension Cable	1	1	20-113
LY12 Round	10 5/8" TO 11 3/8"	1	7	20-115

**VESTAL MANUFACTURING**  
Sweetwater, TN 37874  
800-456-9562

# PURCHASE ORDER FORM



Vestal Manufacturing Enterprises, Inc.  
 P.O. Box 420  
 Sweetwater, Tennessee 37874  
 (423) 337-6125  
 USA WATS 1-800-456-9562  
 FAX (423) 337-2003



**SOLD TO**

**SHIP TO**

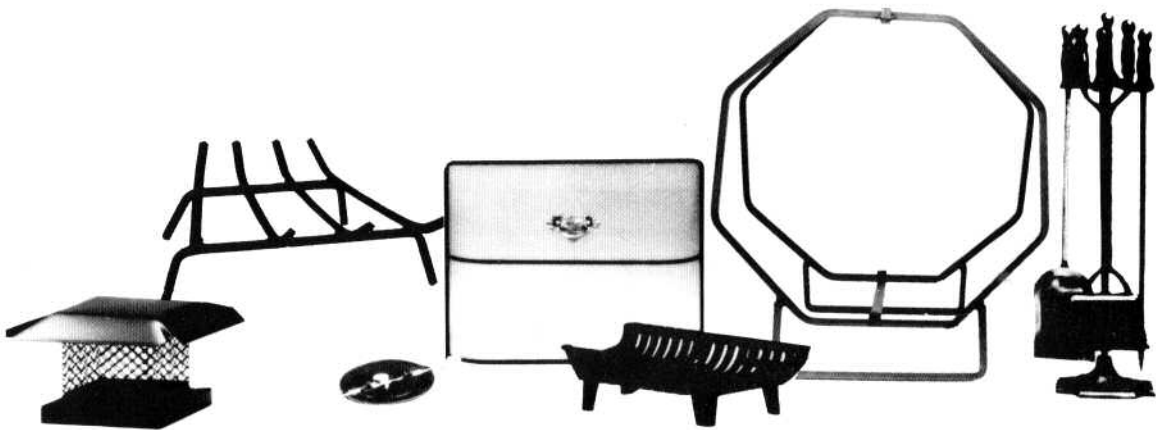
\_\_\_\_\_  
 \_\_\_\_\_  
 \_\_\_\_\_  
 \_\_\_\_\_

\_\_\_\_\_  
 \_\_\_\_\_  
 \_\_\_\_\_  
 \_\_\_\_\_

DATE	PURCHASE ORDER	TERMS	SHIP VIA	SHIP DATE

Line	Quantity	Vestal Model Number	Weight	Ext.	Cost	Cost Ext.
1						
2						
3						
4						
5						
6						
7						
8						
9						
10						
11						
12						
13						
14						
15						
16						
17						
18						
19						
20						
<b>TOTAL WEIGHT &amp; COST</b>						

\_\_\_\_\_  
**Customer Signature**



For over 50 years Vestal Manufacturing has been producing high quality hearth products using American labor, techniques, and materials.

Whatever your Fireplace Accessory needs are, allow Vestal to be your one source supplier for fireplace equipment.

**VESTAL MANUFACTURING  
ENTERPRISES, INC.**

P.O. Box 420 • Sweetwater, Tennessee 37874  
(423) 337-6125 • USA WATS 1-800-456-9562  
Fax 423-337-2003

E-mail: [vestal@vestalmfg.com](mailto:vestal@vestalmfg.com)  
Website: [www.vestalmfg.com](http://www.vestalmfg.com)

