



Fireplace Accessory Catalog 2010



Call 1-800-456-9562



WHY BUY VESTAL



DELIVERY

- (1) Vestal has always had an outstanding track record for meeting order schedule and ship dates as promised.
- (2) Substantial savings in ordering, receiving, freight, and many other costs due to consolidations of steel bar and cast grates from a single source.
- (3) Ability to handle unanticipated “RUSH” orders. Import grates have had a poor delivery record, especially during the last 90 days of a selling season, when most problems seem to occur and it’s too late to do anything about the problem.
- (4) Import grates have a very unstable delivery record. In the past ten years, we have seen cast grate manufacturing shift from Japan, South Korea, Taiwan, and China.

QUALITY

- (1) Vestal’s 300-ML Series is by far the best value you will find. Check the comparative weight with any of the comparable import units. Each pound difference of product means substantial cost to manufacture. Cutting the weight also reduces the durability of the grate.
- (2) Vestal’s 300-ML and J Series feature their patented molded leg design. This eliminates the need for assembly, thus reducing the chance of lost or missing parts. These grates are also nestable for shipping, warehousing, and displaying.
- (3) The 300-ML, SF Series, J Series, and HL Series are 100% American-made using 100% U.S. materials. These grates have been unsuccessfully copied and reproduced abroad resulting in questionable and unreliable products.
- (4) Check the quality and cleanliness of your casting. The quality of your casting is no better than the quality of your patterns. The vast majority of import cast grates are very rough casting, highly inconsistent with little or no effort to clean off the “fins” by machine blasting.

VALUE & MARKETABILITY

It is no secret that many retail outlets have gone through the import cycle and the problems that come with it. Currently, we are providing grates to many retail stores and distributors that once imported product. There are many reasons for this move; less headaches, less inventory, less lead time, dating, more inventory turns, good sell through, good margin, and no returns.

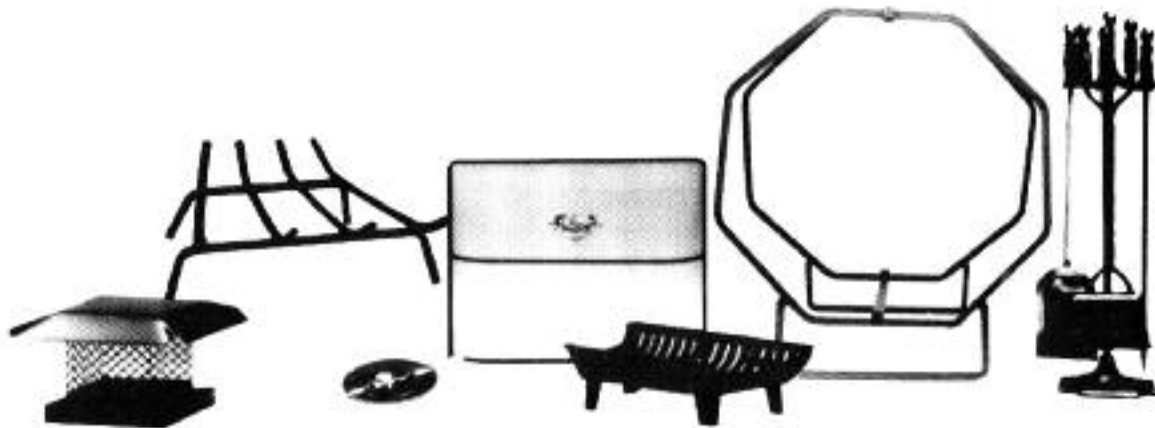
VESTAL Crafted Cast Iron and Steel Bar Grates

ARE YOU INTERESTED IN SAVING TIME AND MONEY?

We offer the most complete line of cast iron and steel bar fireplace grates available.

Vestal offers styles and sizes to fit any design or size fireplace. What do you need – cast iron or steel bar grates, tapered or non-tapered styles, extra heavy, wide, deep, or shallow, traditional or modern styling? And for the lazy man, we even offer a grate to suit his needs. We have them all!


If inventory space is a problem, consider Vestal's nestable grates. The 300-ML series, the J series, and the SF series grates are durable cast iron, with one piece body construction designed to nest for space-saving storage. No assembly required.



FIREPLACE ACCESSORY INDEX

AndironsFA-5
Ash DumpsFA-6
Chimney CapsFA-8
Chimney Top DampersFA-8
Cleanout DoorsFA-7
Fireset ToolsFA-5
Grate Baskets (cast iron)FA-2, FA-3
Grate Baskets (steel bar)FA-4
Log Racks and HoldersFA-5
Log RestsFA-5
Spark GuardsFA-6
Stove Pipe DampersFA-6

300-ML SERIES



© Copyright 1992
Patented

HEAVY DUTY AMERICAN CRAFTED CAST IRON GRATES


Traditional style wood/coal burning grate. Newly designed one piece construction (nothing to assemble) has sturdy, cast-on legs. Designed to nest for space-saving storage.

Model No.	Dimensions			Standard Package	Wt. Lbs.	Part Code
	Front	Back	Depth			
321-ML	21"	17 ³ / ₄ "	14 ³ / ₄ "	1	21	16-080
324-ML	24"	20 ³ / ₄ "	14 ³ / ₄ "	1	24	16-081
327-ML	27"	23 ³ / ₄ "	14 ³ / ₄ "	1	25	16-082
330-ML	30"	26 ³ / ₄ "	14 ³ / ₄ "	1	29	16-083

*Leg height 3 ⁵/₈"

**MADE IN THE
USA**

SF SERIES



© Copyright 1987

A "Lazy Man's Grate." This self-feeder has been deeply contoured to continually lower burning logs to the grate bottom ember bed. Cast one piece design (no assembly required) also permits nesting for space-saving storage.

Model No.	Dimensions			Standard Package	Wt. Lbs.	Part Code
	Front	Back	Depth			
SF-22	23 ³ / ₄ "	18"	15"	1	27	16-040
SF-26	26 ¹ / ₂ "	22"	15"	1	33	16-041

*Leg height 2 ¹/₄"

**MADE IN THE
USA**

J SERIES



© Copyright 1987


Wood/coal grate rapidly increasing in importance. Shallow 12" depth makes it ideal for use in pre-fab, zero clearance, Franklin stoves and in factory built metal fireplaces. New one piece construction (no assembly needed) with nestable design for space-saving storage.

Model No.	Dimensions			Standard Package	Wt. Lbs.	Part Code
	Front	Back	Depth			
J-18	18"	13"	12"	1	17	16-007
J-21	21"	16"	12"	1	18	16-008
J-23	23"	18"	12"	1	19	16-005
J-27	27"	22"	12"	1	24	16-006

*Leg height 2 ¹/₈"

**MADE IN THE
USA**

HL SERIES



Identical to the J Series except with 4" leg height. Grate fits easily over gas log lighters. Shallow 12" depth makes it ideal for use in pre-fab or zero clearance fireplace.

Model No.	Dimensions			Standard Package	Wt. Lbs.	Part Code
	Front	Back	Depth			
HL-23	23"	18"	12"	1	20	16-002
HL-27	27"	22"	12"	1	25	16-003

*Leg height 4"

**MADE IN THE
USA**

VESTAL MANUFACTURING
Sweetwater, TN 37874
800-456-9562

TM SERIES



HEAVY DUTY CAST IRON GRATES

Wood/coal grate in modern curved rib design. Heavy durable construction. Modern curved unit legs. Tapered sides with removable end pieces. Bolt on legs. (Assembly Required.)

Model No.	Dimensions			Standard Package	Wt. Lbs.	Part Code
	Front	Back	Depth			
TM-24	24"	21"	15"	1	30	16-016
TM-28	28"	25"	15"	1	35	16-017
TM-32*	32"	29"	15"	1	40	16-018

*Leg height 3 1/2"

M SERIES



Strictly a wood burning grate whose wide spaced ribs provide extra flame beauty. Non-tapered, it is a "must" for corner or see-through fireplaces. Can be used in a tapered fireplace by dropping down in the width used. Also additional unit(s) can be butted to serve very large openings. Bolt on legs. (Assembly Required.)

Model No.	Dimensions			Standard Package	Wt. Lbs.	Part Code
	Front	Back	Depth			
M-24	24"	24"	16 1/4"	1	33	16-011
M-27	27"	27"	16 1/4"	1	37	16-012
M-30*	30"	30"	16 1/4"	1	39	16-013
M-33*	33"	33"	16 1/4"	1	43	16-014

*Leg height 3 1/2"

400 SERIES



Extra heavy duty oversize wood/coal grate. Note the extra width, depth and weight as shown in the chart below. Truly a rugged grate where a larger unit is required. The multi-ribbed, one piece body gives durability. Bolt on legs. (Assembly required.)

Model No.	Dimensions			Standard Package	Wt. Lbs.	Part Code
	Front	Back	Depth			
436*	36"	32"	17 3/4"	1	55	16-009
442*	42"	38"	17 3/4"	1	64	16-010

*Leg height 4 3/4"

* The TM-32, M-30, M-33, 436, and 442 grates continue to be produced from the same tooling and patterns used at Vestal's foundry for decades. Imported products - made to Vestal specifications.

HEAVY DUTY AMERICAN CRAFTED STEEL BAR GRATES

Vestal offers you a choice of “good-better-best” in the three square steel bar sizes as shown below. Vestal prefers square bar to “off square” diamond, “flattened” diamond or fluted bars. We feel that grate strength (and life) is directly proportional to the amount of steel along the bar’s diagonal. Also, by welding on the diagonal, better heat dissipation is obtained during actual burning. Your wood burning grate ensures easier fire starts and adequate ventilation.



SB SERIES

1/2” SQUARE STEEL BAR

Model No.	Dimensions			Number of Bars	Standard Package	Wt. Lbs.	Part Code
	Front	Back	Depth				
SB-16-L	16”	12”	13”	4	1	7	16-055

*Leg height 3”

Model No.	Dimensions			Number of Bars	Standard Package	Wt. Lbs.	Part Code
	Front	Back	Depth				
SDP-18-L	18”	16”	12”	4	1	7	16-046
SDP-18	18”	16”	12”	5	1	8	16-045

*Leg height 3 1/2”

Model No.	Dimensions			Number of Bars	Standard Package	Wt. Lbs.	Part Code
	Front	Back	Depth				
SB-20-L	20”	16”	15”	4	1	9	16-056
SB-24-L	24”	20”	15”	5	1	10	16-057
SB-27-L	27”	23”	15”	6	1	12	16-058
SB-30-L	30”	26”	15”	7	1	13	16-059

*Leg height 3 1/2”



HB SERIES

5/8” SQUARE STEEL BAR

Model No.	Dimensions			Number of Bars	Standard Package	Wt. Lbs.	Part Code
	Front	Back	Depth				
HB-24-L	24”	20”	15”	5	1	16	16-060
HB-27-L	27”	23”	15”	6	1	19	16-061
HB-30-L	30”	26”	15”	7	1	21	16-062
HB-33	33”	29”	15”	9	1	25	16-066
HB-36	36”	32”	15”	10	1	28	16-067

NOTE: 33” and 36” Grates have 6 legs: Center leg for added strength.

*Leg height 3 1/2”



SD SERIES

5/8” SQUARE STEEL BAR (12” DEPTH)

Model No.	Dimensions			Number of Bars	Standard Package	Wt. Lbs.	Part Code
	Front	Back	Depth				
SD-18	18”	16”	12”	5	1	13	16-050
SD-24	24”	20”	12”	6	1	15	16-051
SD-27	27”	24”	12”	7	1	17	16-052

*Leg height 3 1/2”



XB SERIES

3/4” SQUARE STEEL BAR

Model No.	Dimensions			Number of Bars	Standard Package	Wt. Lbs.	Part Code
	Front	Back	Depth				
XB-24	24”	20”	15”	5	1	21	16-068
XB-27	27”	23”	15”	6	1	24	16-069
XB-30	30”	26”	15”	7	1	28	16-070
XB-36	36”	32”	15”	10	1	35	16-074

*Leg height 3 1/2”



VESTAL MANUFACTURING
Sweetwater, TN 37874
800-456-9562

HEAVY DUTY ANDIRON



For log burning without a grate, we offer the extra heavy duty andiron in satin black. Boxed for convenience and storage, this andiron is for the serious wood burner.

Model No.	Dimensions Each			Standard Package	Wt. Per Pair	Part Code
	Height	Width	Depth			
18 Andiron	18"	10 1/2"	17 1/2"	1 Pair	34	20-009

MADE IN THE USA

LOG RESTS

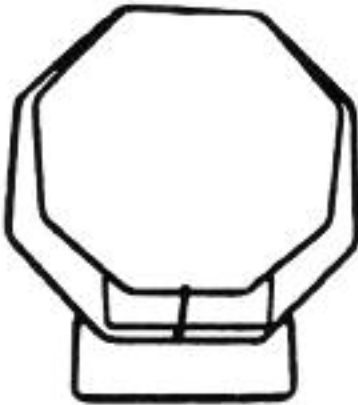


Cast iron log rests (in pairs) are really a multi-purpose style grate. They can be used in a conventional fireplace as well as in the burning of oversized logs. They are often used to slip over the back legs of andirons to provide added protection from movement of the burning logs.

Model No.	Dimensions		Standard Package	Wt. Per Pair	Part Code
	Front	Depth			
LR-15	15"	3 1/2"	1 Pair	19	20-001
LR-19	19"	3 1/2"	1 Pair	21	20-002
LR-21	21"	3 1/2"	1 Pair	23	20-003

*Leg height 3 3/4"

MADE IN THE USA



1/2" SQUARE STEEL BAR LOG RACKS

Comes completely assembled. Solid steel bar will last for many years under heavy load. Hinged at top; spreader bar at bottom. Folds flat to hang in off-season. Four sizes to fit your needs. Either indoor or outdoor use.

Model No.	Size		Standard Package	Weight Lbs.	Part Code
	Width	Depth			
FR-24	24"	14"	1	17	21-001
FR-32	32"	14"	1	21	20-091
FR-42	42"	14"	1	25	20-092
FR-48	48"	14"	1	28	21-002

MADE IN THE USA

INDIVIDUAL TOOLS




* T-1 TONGS
Satin Black
28" Long
Weight: 4 lbs.
Part Code: 20-068



* B-1 BRUSH
Satin Black
23" Long
Weight: 2 lbs.
Part Code: 20-065



* LL-1 LOG LIGHTER
Cast Iron
Weight: 4 lbs.
Part Code: 20-070



CURVED SPARK GUARD
BRASS PLATED HANDLES
 5/16" Rod – No. 8 Mesh-Painted Screen

Model No.	Depth	Size	Standard Package		Part Code
			Quantity	Weight	
SG-2	8"	44" x 33"	6	66	20-076
SG-3	8"	50" x 33"	3	36	20-077



STOVE PIPE DAMPER
CAST IRON

Model No.	Size	Standard Package	Wt. Lbs.	Part Code
SP-6	6" Dia.	12	12	19-015
SP-8	8" Dia.	12	18	19-017

Cast Iron and Steel Ash Dumps

ASH DUMPS – SOLID CAST IRON



* 60 boxes per pallet

Model No.	Size	Standard Package		Part Code
		Quantity	Wt. Lbs.	
49	4 1/2" x 9"	12	40	24-001
I-49	4 1/2" x 9" Import	12	40	24-005



* 60 boxes per pallet

ASH DUMPS – ALL STEEL

Model No.	Size	Standard Package		Part Code
		Quantity	Wt. Lbs.	
ST-49	4 1/2" x 9"	12	20	24-003



VENTED ASH DUMPS

CAST IRON OR STEEL

Outside air intake controlled by sliding shutter. Controls outside air source from inside the fireplace. Keeps cold air out when not in use. Easy installation.

Model No.	Description	Standard Package		Part Code
		Quantity	Wt. Lbs.	
94CI0A	Cast iron ash dump with outside air - 4 1/2 x 9	12	46	24-015
940A	Steel ash dump with outside air - 4 1/2 x 9	6	25	24-010



ASH CADDY

CAST IRON GRILLE – GALVANIZED INNER PAIL

Model No.	Top Grille Size	Pail Size		Standard Package		Part Code
		Top	Depth	Quantity	Wt. Lbs.	
AC	9 1/2" x 9 1/2"	9" x 9"	7"	6	45	24-004

Cast Iron and Steel Cleanout Doors



* 60 boxes per pallet


CLEANOUT DOOR -- SOLID CAST IRON

Model No.	Width By Height	Standard Package		Part Code
		Quantity	Wt. Lbs.	
H-88	8" x 8"	6	46	26-001
I-88	8" x 8" Import	6	44	26-002
108	10" x 8"	6	56	26-003
128	12" x 8"	6	66	26-004
1210	12" x 10"	4	64	26-005
1212	12" x 12"	4	69	26-006
1612	16" x 12"	3	62	26-008



STEEL CLEANOUT DOOR


Model No.	Width By Height	Standard Package		Part Code
		Quantity	Wt. Lbs.	
ST-88	8" x 8" Galvanized	6	21	26-011
ST-108	10" x 8" Steel Cleanout	5	22	26-012



VENTED CAST IRON CLEANOUT DOOR

Model No.	Description	Standard Package		Part Code
		Quantity	Wt. Lbs.	
88CIOA	Cast Iron Cleanout Vented for Outside Air 8 x 8	6	46	26-025

CHIMNEY CAPS
FOR CONVENTIONAL FIREPLACES



Model No.	Fits Flue Sizes From – To	Standard Package	Wt. Lbs.	Part Code
9 x 9	7 1/2" x 7 1/2" – 9 1/2" x 9 1/2"	1	5	50-025
9 x 13	7 1/2" x 11 1/2" – 9 1/2" x 13 1/2"	1	6	50-026
9 x 18	7 1/2" x 16 1/2" – 9 1/4" x 18 1/4"	1	8	50-027
13 x 13	11 1/2" x 11 1/2" – 13 1/2" x 13 1/2"	1	8	50-028
13 x 18	11 1/2" x 16 1/2" – 13 1/4" x 18 1/4"	1	10	50-029
18 x 18	16 1/2" x 16 1/2" – 18" x 18"	1	13	50-030

* If masonry brackets are required, specify when ordering. Caps are boxed with screw installation materials only.

Model No.	Description	Standard Package	Package	Part Code
		Quantity	Wt. Lbs.	
SIK-1	Leg Kit	1	2	50-045

*Tri-Mount Chimney Cap converts to "Slip-In" Style Cap by ordering optional leg kit (Model SIK-1).

STAINLESS STEEL CHIMNEY CAPS



Model No.	Fits Flue Sizes From – To	Standard Package	Wt. Lbs.	Part Code
SS99	7 1/2" x 7 1/2" – 9 1/2" x 9 1/2"	1	5	50-032
SS913	7 1/2" x 11 1/2" – 9 1/2" x 13 1/2"	1	6	50-033
SS918	7 1/2" x 16 1/2" – 9 1/4" x 18 1/4"	1	8	50-034
SS1313	11 1/2" x 11 1/2" – 13 1/2" x 13 1/2"	1	8	50-035
SS1318	11 1/2" x 16 1/2" – 13 1/4" x 18 1/4"	1	10	50-036
SS1818	16 1/2" x 16 1/2" – 18" x 18"	1	13	50-037

- ❖ 100% stainless steel construction
- ❖ Long lasting protection even with coal burner
- ❖ Slotted cone tipped 100% stainless hex-head bolts
- ❖ Fully assembled - ready to install
- ❖ Fully welded - no rivets to pop loose

LYEMANCE TOP SEALING FIREPLACE DAMPER

- Mounts on top of chimney. Prevents cold down-drafts and moisture from rain and snow.
- Seals out birds and animals.
- Seals in heat and air conditioning for better efficiency.
- Cast aluminum and stainless steel construction for long use.
- Easy installation and low cost.
- Standard package includes 32 ft. chain.



Model No.	Fits Inside Flue Sizes From – To	Standard Package	Wt. Lbs.	Part Code
LY88	6 1/2" x 6 1/2" TO 8 1/2" x 8 1/2"	1	6	20-114
LY913	6 1/2" x 10" TO 8 1/2" x 12 1/2"	1	7	20-107
LY1313	10" x 10" TO 12 1/2" x 12 1/2"	1	8	20-108
LY1216	9 1/4" x 12 3/4" TO 12" x 15"	1	9	20-109
LY1318	10" x 15 1/4" TO 12 1/2" x 17 1/2"	1	10	20-110
LY1717	15" x 15" TO 17 1/2" x 17 1/2"	1	11	20-111
LY50	50' Extension Cable	1	1	20-113
LY12 Round	10 5/8" TO 11 3/8"	1	7	20-115

VESTAL MANUFACTURING
Sweetwater, TN 37874
800-456-9562

PURCHASE ORDER FORM



Vestal Manufacturing Enterprises, Inc.

P.O. Box 420

Sweetwater, Tennessee 37874

(423) 337-6125

USA WATS 1-800-456-9562

FAX (423) 337-2003



SOLD TO

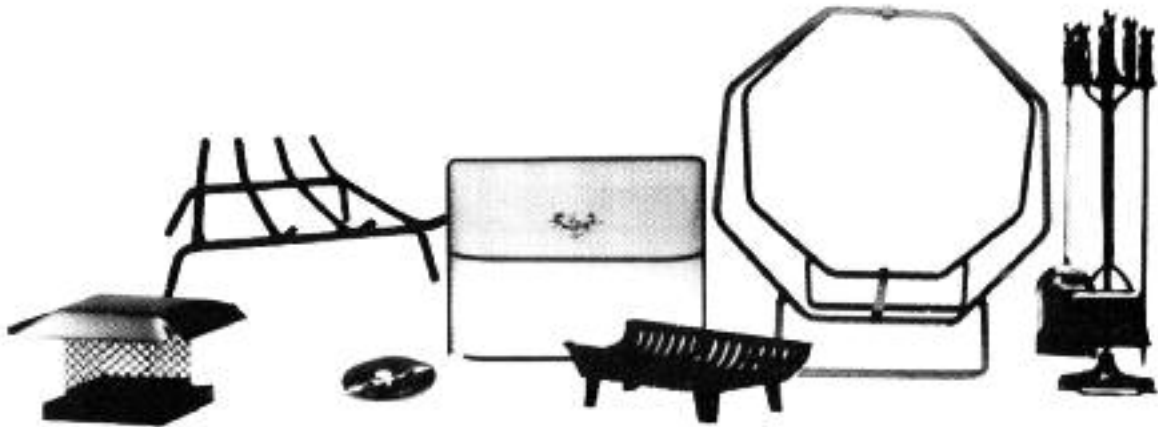
SHIP TO

DATE	PURCHASE ORDER	TERMS	SHIP VIA	SHIP DATE

Line	Quantity	Vestal Model Number	Weight	Ext.	Cost	Cost Ext.
1						
2						
3						
4						
5						
6						
7						
8						
9						
10						
11						
12						
13						
14						
15						
16						
17						
18						
19						
20						
TOTAL WEIGHT & COST						

Customer Signature

VESTAL



For over 60 years Vestal Manufacturing has been producing high quality hearth products using American labor, techniques, and materials.

Whatever your Fireplace Accessory needs are, allow Vestal to be your one source supplier for fireplace equipment.

VESTAL MANUFACTURING ENTERPRISES, INC.

P.O. Box 420 • Sweetwater, Tennessee 37874
(423) 337-6125 • USA WATS 1-800-456-9562
Fax 423-337-2003

E-mail: vestal@vestalmfg.com
Website: www.vestalmfg.com

